

PRICE 25 CENTS.



GARTNER  
& BARON'S



PRactical  
ILLUSTRATED  
WALTZ INSTRUCTOR

WALTZ

BALL ROOM  
GUIDE



AND  
GATE BOOK  
NEW YORK

E. W. WILLY, PUBLISHER



# D E W I T T ' S

## TEN CENT ROMANCES.

Each book contains one hundred pages, printed on fine white paper, enclosed in a handsome cover, with an Illustrative Engraving, and sold at the remarkably low price of TEN CENTS.

No. 1 Demon of the Desert. 2 Prairie Pete. 3 Wild Bill, the Indian Slayer. 4 Death Trail. 5 Grey Eyed Luke. 6 Six Shooter Jim. 7 Wrecker's Victim. 8 Storm Child. 9 Captain Bob. 10 Wild Bill's First Trail. 11 Sam Sutton. 12 Crawling Snake. 13 Big Lige. 14 Zoph Slaughter. 15 Leatherskin. 16 Black Beard. 17 Adelaide, the Avenger. 18 Old Pipe. 19 Tiger Head. 20 Jack Long. 21 Old Eph. 22 Wicked Will. 23 Big Buffalo. 24 Murty, the Rover. 25 The Icy Deep. 26 Mark Manly. 27 Forrestal. 28 Neil Nelson. 29 The Silver Bottle. 30 The Eagle Crest. 31 Black Ralph. 32 White Wing. 33 Wild Bird. 34 Island of Gold. 35 Rodney Ray. 36 Red Wing. 37 Avenging Brother. 38 Moloch, the Money Lender. 39 Ramero.	No. 40 Fair Joceline. 41 The Ice King. 42 War Eagle. 43 The Pirate Queen. 44 The Rattlesnake. 45 Indian Jake. 46 Mountain Trapper. 47 Maid of Old Kentuck. 48 Reckless Rob. 49 Hildebrand, the Outlaw. 50 Outlaw's Bride. 51 Onondaga Giant. 52 The Ring Doctor. 53 Texan Range. 54 Mexican Brave. 55 Outlaw's Sister. 56 Put Martin. 57 Sol Anderson. 58 'Bel of Prairie Eden. 59 Charles Blackford. 60 Jeannette Wetmore. 61 Ada, the Betrayed. 62 Pearl Necklace. 63 Secrets of the Old Smithy. 64 Mad Maud. 65 Ocean Scout. 66 Privateer's Peril. 67 Steel Belt. 68 Ellen Hart. 69 Chief of the Cowboys. 70 Arthur Denwood. 71 Yankee Jim. 72 California Carl. 73 Seth, the Scrimmager. 74 Pawnee Pete. 75 The Red Arrow. 76 The Ocean Bloodhound. 77 The Sailor Crusoe. 78 The Demon Hunter.	No. 79 The Indian Huntress. 80 The Armorer of Paris. 81 Spiky Jonas. 82 Feathered Snake. 83 Rolf, the Raven. 84 Sea Gull. 85 Spanish Pirate. 86 Rose of Wisconsin. 87 Nick's Mate. 88 Parisian's Oath. 89 Duke's Prize. 90 Prince Corsair. 91 Jala Jala. 92 Conjuror of the Iron Cave. 93 Flying Cloud. 94 Sea Witch. 95 Wildash. 96 Comanche Bill. 97 Old Man of the Wreck. 98 Magic Figure Head. 99 Rocky Mountain Jim. 100 Red Plume. 101 The Storm Spectre. 102 Texas Jack. 103 Nora Mavourneen. 104 Red Dagger. 105 Rattlesnake Ralph. 106 Snake Eye Sol. 107 Wolf Fang Fritz. 108 Female Trapper. 109 Eagle Beak. 110 White Wolf. 111 Crazy Kit. 112 Tiger Tom. 113 Kit Carson's Raid. 114 Wrestling Ralph. 115 Firelight Phil. 116 The Trail Dog. 117 Drake's First Cruise.
---	--	---

## Champion Ten Cent Novels.

These are real live Novels, and up to the times—full of startling acts and thrilling events. Both the merit of the stories and the taking style in which they are gotten up—with very striking and attractive colored covers—must cause them to have great popularity.

No. 1 Ottawa Jim. 2 Swamp Seth. 3 Vulture's Bride. 4 Red Foot. 5 Fanny Campbell. 6 Captain Lovell. 7 Red Hatchet. 8 Mitty Doyle. 9 Grey Hawk. 10 Scout's Revenge. 11 Blanche.	No. 12 Ivan, the Terrible. 13 Phantom Wrecker. 14 Sea Tiger. 15 Girl Pirate. 16 Rube, the Ranger. 17 Rebel Spy. 18 Last Witness. 19 Roaring Ralph. 20 Red Dan. 21 Calamont Cris. 22 Bowe Knife Bill.	No. 23 Mustang Mike. 24 Arizona Aba. 25 Modoc Jack. 26 California Joe. 27 Despard, the "Sport." 28 Beaver Trappers. 29 Abellino, the Bravo of Venice. 30 Keetsed. 31 Long Ike. 32 The Black Wolf.
--	---	---

Above books sent to any address on receipt of retail price, postage free. Address,

**ROBT. M. DE WITT, 33 Rose Street, N. Y.**

**FREE! FREE!! FREE!!!**

An immense Descriptive Catalogue of the best Novels, the best Song Books, the best Music and the best Plays, unequalled and unattainable elsewhere, mailed free upon application to

**R. M. DE WITT, Publisher, 33 Rose Street, New York.**

*Small*  
CARTIER AND BARON'S

PRACTICAL ILLUSTRATED

726  
1638

WALTZ INSTRUCTOR,

BALL ROOM GUIDE,

AND

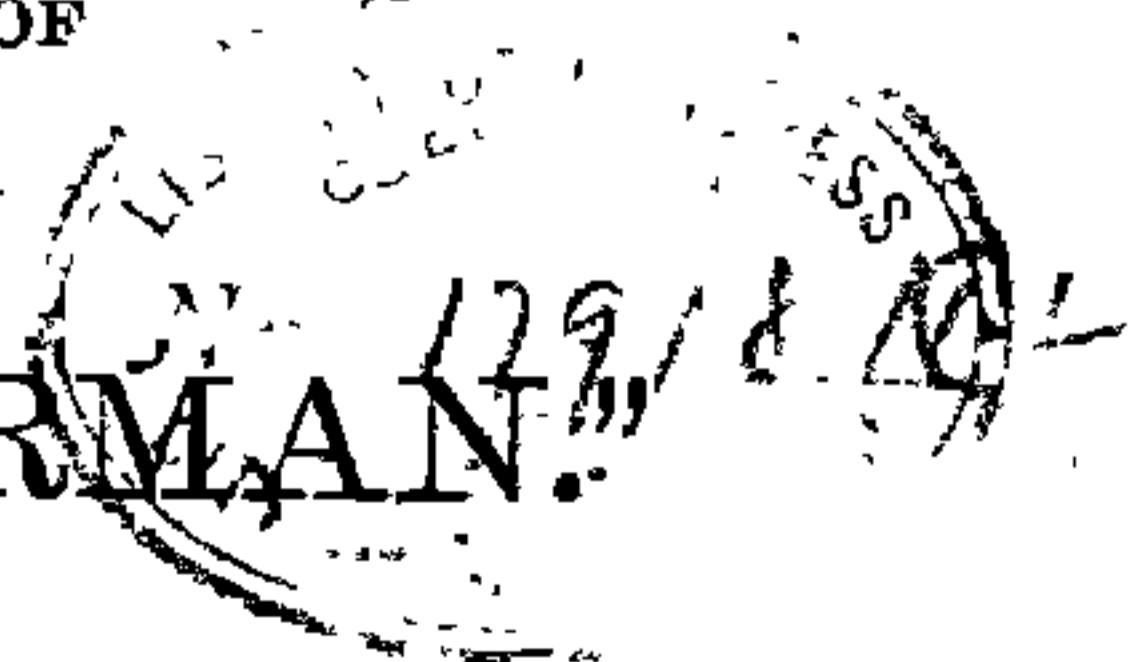
CALL BOOK.

*95.50*

GIVING AMPLE DIRECTIONS FOR DANCING EVERY KIND OF SQUARE  
AND ROUND DANCES, TOGETHER WITH COTILLONS—IN-  
CLUDING THE NEWEST AND MOST POPULAR  
FIGURES OF

*Carter, P. Falkner*

"THE GERMAN."



NEW YORK:  
CLINTON T. DE WITT, PUBLISHER,  
No. 33 ROSE STREET.

Copyright, 1879, by CLINTON T. DE WITT.

*(1879)*

GV1751  
C32

GET THE BEST! GET THE BEST!

WEBSTER'S  
READY-MADE LOVE-LETTERS.

COMPRISING

Every Style and Fashion of Note and Letter incident to Love, Courtship, and Marriage, which should pass between Ladies and Gentlemen from, First Acquaintance to Final Union.

**This Book teaches plainly**—so plainly that the most simple can understand and make use of the lessons taught.

**It tells** a Lady how to meet a Gentleman's advances. When to seem a little forward; when to seem a little shy. How a lady should meet, and how part from a Lover. Shows Ladies and Gentlemen how to act to each other, and in company, in all the parts of Bride, Bridegroom, Bridesmaid, and Groomsman. How to act at the Altar and at the Wedding Feast. How to behave during the Honeymoon, and how and whom to receive and visit.

**In brief, teaches** everything that Lovers should know about Courtship—its attendant joys and troubles; of the Marriage Ceremony, its customs and the thousand duties, cares and pleasures that attend and follow.

**It is** a perfect *vade mecum*. Study it and you can act easy, natural, and genteel in all the above positions, and pass with success through all these most trying and difficult scenes—equally well with any lady or gentleman born to wealth and brought up in fashionable society.

**This Book also tells you**—How to write your first letter to a lady. How the lady should reply. How a gentleman is to tell he loves. What the lady should write in reply. How a gentleman should write to a lady, under all and any circumstance. What the lady's replies should be. Shows how widowers as well as bachelors should woo widows, whether young or middle-aged. In short there is not an occasion of any kind calling for a correspondence on the subject of Love and Matrimony but what is here treated of, and plainly and fully explained.

**To which are annexed, SPECIMEN LOVE LETTERS,** written by persons in real life, in every possible contingency that can occur; together with the famous letters of ABELARD and ELOISE, and other celebrated lovers.

**Moreover, it contains, A COMPLETE DICTIONARY OF POETICAL QUOTATIONS** and **THE WONDERFUL ART OF SECRET WRITINGS** (which no one but those in the secret can read.)

**Also, in this Book** is revealed, every requisite to win the esteem and love of a lady or gentleman.

\* \* This book contains 200 pages, is handsomely printed, making an ornamental and useful manual for lovers of both sexes, which should be their inseparable companion. Bound in cloth, with a splendidly illuminated cover.

**PRICE 50 CENTS.**

A handsome and durable edition, bound in cloth, elegantly lettered in gilt.

**PRICE 75 CENTS.**

**50** Copies of the above Book sent to any address in the United States or Canada, postage free, on receipt of price. Address

**ROBERT M. DE WITT, Publisher,**

**No. 33 ROSE STREET,**

**(BETWEEN DUANE AND FRANKFORT STREETS, N. Y.)**

## PREFACE.

---

CIVILIZED society is agreed now-a-days that it is necessary to a graceful carriage that one should learn to dance. Fifty years ago, there was to be found a large class who affected to look upon dancing as an undignified, dandified accomplishment ; but to-day everybody who pretends to the slightest acquaintance with good society recognizes the necessity of learning to dance.

Many books have been written on the subject of dancing, some of which lie before us at this moment. The great defect with all of them is the want of simple explanations, suitable to those who are beginning the practice of dancing. They are full of learned disquisitions, but barren of any real help to those who are beginning this most graceful study.

The little book which we herewith give to the press is designed to supply a practical want in this respect. There is nothing original in it, simply because we have not attempted to invent dances—only to render easy the acquirement of those which already exist. It will be found that everything is stated in the simplest language, and that all unnecessary verbiage and figures of speech have been dispensed with. Precisely as we endeavor to teach our pupils in our schools have we endeavored to write. Instead of representing the art of dancing, in fact, as an abstruse science, it has been described as what it really is—a graceful and necessary accomplishment, easily within the reach of all.

So far as Waltzes are concerned, the illustrations printed in their proper place in this book will be found to give simply and

correctly the different positions of the dance. They have been prepared with the utmost care, and will be found a great aid to such as are commencing the study of the dance. We may add that an indulgent press and public have for several years shown us the greatest favor as Teachers of Dancing, and that it is as an additional effort to deserve this favor that we put forth this little work, hoping that it will be found of genuine assistance.

CARTIER & BARON.

BROOKLYN, 1879.

# CARTIER & BARON'S

PRACTICAL ILLUSTRATED

## WALTZ INSTRUCTOR, BALL ROOM GUIDE,

AND

## “CALL BOOK.”

---

### THE POSITION IN QUADRILLES OR SQUARE DANCES.

The position of the first couple is at the head of the room, which is generally at the furthest end from the entrance; the second couple stands opposite, facing the first; the third couple stands on the right of the first, and the fourth couple on the left of the first, facing the third. The first and second couple are termed the head couples, and the third and fourth the side couples. The gentleman stands on the left of his partner. Although it is not desirable that more than four couples should comprise a set, yet should there be two extra couples without places, a double head or double sides may be formed.

The quadrille consists of five parts or figures, and the music is always composed of eight bars to a part—each bar corresponding to two steps in the time, each movement always takes eight steps to execute it, and, therefore, occupies four bars of the music. At the first eight bars the salutations are made; the gentleman bows first to his partner, then to the lady on his left; the lady curtesies first to her partner, and then to the gentleman on her right.

Eight bars precede each succeeding figure (except in the fifth figure, the Lancers and Prince Imperial), during which the dancers remain standing.

## EXPLANATION OF QUADRILLE STEPS AND MOVEMENTS.

**Right and Left Across.**—Two couples cross over, taking four steps ; each person gives right hand in passing to opposite person, then joins left hands with partners ; each couple turns half round in opposite couple's places, and return immediately back to their proper positions in the same manner.

**Balance.**—Partners cross hands—right hands uppermost, and promenade to the right to opposite couple's places, taking eight steps, and return in the same manner.

**Ladies Chain.**—Two ladies cross over, giving each other right hands in passing, and turn opposite gentleman with left hands, and return to places in the same manner.

**Forward Two, or Forward and Back.**—Commence with right foot, take three steps forward, and bring the left foot behind the right ; *count four*, then take three steps backward, commencing with the left foot, and bring the right foot in front of the left ; *count four*.

**Cross Over.**—Two couples cross straight over to opposite places, taking eight ordinary walking steps—the ladies passing on the inside, and the gentlemen on the outside.

**Chassez.**—Partners face each other, and take four steps forward and four steps backward—the same as in “Forward Two.”

**Right Hand Across, and Left Hand Back.**—Two couples cross over, taking four steps, and give right hands in passing to opposite person ; return with four steps, and give left hand in passing. The ladies retain left hands of opposite gentleman and cross right hands, and extend the same to their partners.

**Balance in Place.**—Slide the right foot to the right, and bring the left foot in front of the right in third position ; *count two* ; slide the left foot to the left, and bring the right foot in front of the left in the third position ; *count two* ; repeat the above ; *count four*.

**Balance to Corners.**—Is executed the same as “Chassez.”

**Hands All Round.**—All join hands in a circle, and move around to the left.

**All Promenade.**—Give both hands to partners—the hands crossed, right hand uppermost, and move in a circle to the right.

**Grand Chain, or Grand Right and Left.**—Explained in Fifth Figure, “Lancers.”



**Turn Partners.**—Give both hands to partners, and turn once around to the right.

**Turn Corners.**—The same as "Turn Partners."

**Ladies Grand Chain.**—Explained in First Figure, Prince Imperial.

**Ladies Double Chain.**—Explained in First Figure, Saratoga Lancers.

---

## THE PLAIN QUADRILLE.

### FIRST FIGURE.

**Head Couples Right and Left Across.**—The first and second couples cross over; each gentleman and opposite lady touch right hands in passing, the gentleman then extends his left hand to his partner turning her half round, occupying opposite couple's place. This takes up *eight counts*. This same movement is repeated in returning, which brings the couples to their original positions.

**Head Couples Balance.**—Each gentleman crosses hands with his partner, and promenades to the opposite side, passing opposite couple to the right, *counting eight*. Return to places again, passing to the right, *counting eight*.

**Head Couples, Ladies Chain.**—The ladies of head couples cross over, giving right hand in passing, and then left hand to opposite gentleman, who turns her half round, *eight counts*; the ladies then return by repeating the same movement, which brings them back to their original places.

**Head Couples Balance.**—This is performed the same as explained above. The entire foregoing figure is then repeated by the side couples.

### SECOND FIGURE.

**Head Couples Forward and Back.**—The gentlemen extend their right hands to partners, taking four steps forwards, and retire, taking four steps backwards.

**Cross Over.**—The couples drop hands and march straight across, the ladies passing between, *counting eight*.

**Chassez to Partners.**—The partners face each other, taking four steps forward to the right, and four steps backwards.

**Re-cross to Places.**—March straight to places as before, the ladies passing between.

**Head Couples Balance.**—This is performed in the same manner as described in the First Figure.

This figure is then repeated by the head couples, and then performed twice by the side couples.

### THIRD FIGURE.

**Head Couples Right Hands Across.**—The head couples cross straight over, giving right hands to opposite person in passing.

**Left Hands Back.**—In returning, the left hand is given to the opposite person in repassing, and retained; the ladies cross right hands to partners, *counting eight*.

**Balance in Place.**—(See page 6). All drop left hands, the gentlemen retaining their partners' right, and promenade back to opposite couple's places.

**Ladies Forward.**—Two ladies forward, with four steps, and retire with four steps backwards.

**Gentlemen Forward.**—Repeat the same as the ladies.

**Forward Four.**—Gentlemen join hands with partners, taking four steps forward and four steps backwards.

**Half Right and Left.**—Both couples cross over; each person gives right hand in passing to the opposite person, and left hand to partner, and turn to places.

The head couples repeat this figure, and then the side couples perform the same twice.

### FOURTH FIGURE.

**Forward Four.**—The gentlemen of the head couples extend right hands to partners, taking four steps forward and four steps backward. Again advance four steps; first gentleman leaves his partner, who joins left hand with opposite gentleman, who retires with both ladies, the first gentleman retiring to his place alone.

**Forward Three.**—The second gentleman and two ladies take four steps forwards and four steps backwards; he again advances, and hands the two ladies to first gentleman (who advances to receive them), and retires—the three retiring at the same time. The first gentleman and two ladies advance four steps and retire; advance again and meet second gentleman, all joining hands in a circle.

**Four Hands Half Around.**—The four dancers turn half

around to the left, and each couple then retires to opposite couples' place.

**Half Right and Left.**—All cross over, touching right hands in passing with opposite person, and extend left hands to partners and turn to places.

This figure is performed four times—twice by head couples and twice by the side couples ; the first, second, third and fourth gentleman each taking the lead alternately.

#### FIFTH FIGURE.

This figure consists of repetitions of portions of the First and Second Figures.

**Head Ladies Chain.**—The same as in First Figure.

**Head Couples Forward and Back.**—The same as in Second Figure.

**Head Couples Balance.**—After fourth *balance*, *all chassez*.

Performed twice by head couples, and twice by side couples. Very frequently *Hands All Around* is introduced instead of *Ladies Chain*. This is performed by all joining hands in a circle, swinging to the left, taking eight steps, and back again to the right, taking eight steps, or sixteen steps to the left entirely around.

### VARIETY QUADRILLE FIGURES.

The Variety Quadrilles consist of single figures that are sometimes introduced in place of the Second or Fifth Figure of the Plain Quadrille.

#### THE BASKET FIGURE.

Forward and Back.

Cross Over.

Chassez to Partners.

Re-cross to Places.

Balance.

} Same as in 2d Figure Quadrille.

**Ladies Forward and Back.**—All the ladies take four steps forward, and four steps backwards, then four steps forward again, and join hands in the centre.

**Gentlemen Forward.**—All the gentlemen forward, and join hands outside of the ladies.

**Gentlemen Hands Around.**—The gentlemen swing hands around, and stop when they arrive at the left side of their partners.

**Form Basket.**—The gentlemen raise their arms over the ladies' heads, and bring them down (hands still joined) in front of the ladies.

**All Balance in Place.**—(Hands still joined.)

**Turn Partners to Places.**

The head and side couples perform this figure twice. Finish with *All Chassez*.

Third and fourth times, gentlemen join hands in the centre.

---

#### QUADRILLE STAR.

**Four Ladies Forward and Back,**

**Gentleman the Same.**

**Ladies Cross Right Hands.**—All the ladies step to the centre and cross right hands, and go half around.

**Left Hands Back.**—The ladies return by dropping right hands, and crossing left hands; they retain the left, and give right to partners, thereby forming a star.

**All Balance in Place.**

**Turn Partners to Places.**

This figure is repeated four times; on third and fourth times, the gentlemen forward and back first, and cross right hands.

---

#### QUADRILLE SOCIABLE.

**Head Couples Right and Left.**

**Side Couples the Same.**

**All the Ladies Balance to the Right** and exchange partners (each lady going into the next lady's place to the right).

**All Promenade.**

**Head Couples, Ladies Chain.**

**Sides the Same.**

**All the Ladies Balance to the Right** and exchange partners.

**All Promenade.**

This figure is repeated, which brings the ladies back to their own partners.

---

#### THE CHEAT FIGURE.

**First Couple Balance to the Right.**—The first couple forwards to the third couple, and the same time the third couple forward to the first couple, each couple retires and forward again and turn opposite person with both hands.

**Balance to Next Couple (second), and turn.**

**Balance to Next Couple (fourth), and turn.**

**Balance to Partner** and turn ; or, all balance to partners and turn.

This is repeated in turn by each couple.

This figure produces considerable merriment, as each person is privileged after balancing, to either turn the opposite person, or suddenly withdraw and turn some other person in the set, and thus cheating the opposite person without violating any rules of etiquette.

---

### THE JIG FIGURE.

**Hands All Around.**—All join hands, and swing in a circle entirely round to places again.

**Ladies Balance to the Right.**—Each lady forwards to gentleman on her right, and turns him with both hands ; she then repeats the same with the next gentleman, until she turns her own partner, and resumes her own place.

**Hands All Around.**—(As before.)

**Gentlemen Balance to the Right.**—(Executing the figure in the same manner as the ladies.)

**Hands All Around.**—(As before.)

**All Chassez.**

---

### THE LANCERS.

#### FIRST FIGURE.

**Head Couples Forward** four steps and back, forward again, and turn opposite person with both hands, and return to places.

**Cross Over.**—The first couple join hands and cross over ; the second couple separates to permit the first couple to pass through. Returning, the second couple joins hands, and pass through first couple.

**Balance to Corners.**—All the ladies balance to the gentlemen on their right, at the same time all the gentlemen balance to the ladies on their left.

Repeated by head couples, except in "Cross Over," the second couple first passes between.

The same for side couples.

#### SECOND FIGURE.

**Head Couples Forward** four steps and back, forward again, the ladies remaining in the centre, back to back, and salute partners.

Chassez, and turn partners to places.

**Side Couples Separate.**—The side couples separate and join hands with head couples.

**All Forward and Back.**—The two lines forward four steps and retire ; forward again and turn partners to places.

Repeated by head couples. The same for side couples.

### THIRD FIGURE.

**Head Couples Forward** four steps and retire ; forward again, and salute opposite couple and retire.

**Ladies Chain.**—(The same as described in First Figure, Plain Quadrille.)

### FOURTH FIGURE.

**Head Couples Lead to the Right**, and salute side couples on their right ; then lead to the side couple on their left and salute. Return to places and salute partners.

**Right and Left Across.**—(The same as in First Figure, Plain Quadrille. The second time the head couples execute this figure, they lead to the side couples on their left and salute, and then to the couple on their right.)

The same for side couples.

### FIFTH FIGURE.

**Grand Chain, or Right and Left All Around.**—All face partners and join right hands ; pass partner, and give left hand to next person, right hand to next, left hand to next, and meet partners in opposite couple's place and salute ; pass partner again, and continue in the same manner, going around the entire circle, until you regain your place and salute partners.

**First Couple Face Outward.**—The first couple join hands and promenade to the right in the centre of the set, and return to their place, facing outward. Then the couple on the right take position behind the first, next follows the couple on the left, and the opposite couple remain in their place.

**All Chassez Across.**—The four gentlemen and ladies take four steps across—the gentlemen passing to the right behind their partners then return with four steps to the left. The four gentlemen retire, and step back to the left, and the four ladies the same to the right, forming in two single files, and face partners.

First Couple promenade down to the end of the line, and return back to the head of line and separate. The gentleman joining hands with the gentlemen, and the lady with the ladies.

All Forward in two lines, taking four steps forward and four steps backward ; forward again, and turn partners in places.

This figure is performed four times, the couples in their order taking the lead.

---

## SARATOGA LANCERS.

### FIRST FIGURE.

Head Couples to the Right.—The head couples lead to the side couples on their right ; salute and turn opposite person with both hands.

Cross Over.—The head couples pass through the side couples ; returning, the side couples pass through the head couples, and turn partners to places.

All Turn Corners with the right hand, and partners with the left hand.

This figure is repeated by the head couples leading off to the left. The same is repeated twice by side couples.

### SECOND FIGURE.

All Forward and Back.

All Forward Again, Ladies Remaining in the Centre.

All Chassez, and Turn Partners to Places.

Hands All Round.

This figure is executed four times.

### THIRD FIGURE.

All Forward and Back.

All Forward Again and Salute.

Ladies Double Chain.—This is similar to the Ladies Chain, except that the side couples perform the figure at the same time with the head couples, and is executed in the following manner : the four ladies cross right hands, go half round, and turn opposite gentleman with left hand ; cross right hands again, go half round and turn partners with left hand.

This figure is performed four times.

**FOURTH FIGURE.**

Head Couples Lead to the Right and Salute; lead to the left and salute, and salute partners.

Right and Left Across with side couple to the left, and return to places. Repeat by leading to the left. Side couples perform the same twice.

**FIFTH FIGURE.**

All Right and Left Half Round, and return the other way back (the same as explained in Fifth Figure, "Waltz Quadrille," No. 2.)

First Couple Promenade and face outward; the other couples fall in behind

All Chassez Across.

All March.—The ladies countermarch to the right, gentlemen to the left, meeting at the foot; the ladies march to the head of the line by going on the inside, the gentlemen going on the outside, then form two lines, all facing partners.

All Forward and Back, and turn partners to places.

This is repeated four times, the couples in their order taking the lead.

**THE GLIDE LANCERS.**

The Glide or Waltz Lancers consist of the corresponding figures of the original set, somewhat curtailed to allow of the introduction, at intervals, of the waltz movement.

**FIRST FIGURE.**

Head Couples : Forward and back,  
Forward and turn opposite partners,  
Cross over, first couple inside,  
Return, second couple inside,  
Waltz,

All : Balance to Corners,

Side Couples : The same.

**SECOND FIGURE.**

Head Couples : Forward and back,  
Forward, ladies face partners,  
Chassez, and turn partners to places.



All : Ladies to the right,  
Waltz.

*R E P E A T.*

Side Couples : The same, twice.

**THIRD FIGURE.**

Head Couples : Forward and back,  
Forward and salute,  
Waltz,  
Ladies' chain,

*R E P E A T.*

Side Couples : The same, twice.

**FOURTH FIGURE.**

Head Couples : To the right and salute.  
To the left and salute.  
Waltz.

Right and left across.

*R E P E A T.*

Side Couples : The same, twice.

**FIFTH FIGURE.**

All : Right and left all round.

First Couple : Waltz.

All : Chassez across.

First Couple : Promenade.

All : Forward and back.

Forward again, and turn partners to places.

*REPEAT FOUR TIMES.*

---

**THE CALEDONIANS.**

**FIRST FIGURE.**

Head Couples Cross Right Hands.—Advance and cross right hands, the two gentlemen joining right hands above and the two ladies below; all take eight steps to the right half round, return by crossing left hands, taking eight steps to the left and return to places.

Chassez to Partners, and Turn. }  
 Ladies Chain. } The same as in the 1st  
 Balance. } Fig., Plain Quad.  
 Same for side couples.

### SECOND FIGURE.

**Head Couples Forward** four steps and retire ; forward again and salute, and retire.

**Ladies Balance to the Right.**—Each lady forward four steps to the gentleman on her right, and turns him with both hands, and remains at his side. In this manner each gentleman gets an exchange of partner.

**All Promenade.**—The four couples then promenade with their new partners.

This is repeated by the head gentlemen with their new partners ; then the sides execute the same twice, which brings each lady to her own partner.

### THIRD FIGURE.

**Head Couples Forward** four steps and back ; forward again, and turn opposite persons with both hands, and return to places.

**Cross Over.**—First couple join hands and cross over, passing between second couple ; returning, second couple join hands and cross over, passing between first couple.

**Balance to Corners,** and turn partners.

**All Join Hands** and forward to the centre ; retire, and turn partners to places.

This is repeated again by head couples, and performed twice by side couples.

### FOURTH FIGURE.

**Head Couples Forward** four steps and retire, and turn partners to places.

**Four Ladies to the Right.**—Each lady advances to the gentleman on her right, gives him her right hand, and salutes.

**Four Gentlemen to the Left.**—Each gentleman advances to the lady on his left, extends his left hand to her, and salutes.

**Four Ladies to the Right.** }  
**Four Gentlemen to the Left.** } Repeat the same as above.

This brings original partners together again, but at opposite places.

**All Promenade.**—All promenade to places.

Repeated again by heads, and twice by sides.

**FIFTH FIGURE.**

First Couple Promenade around the centre of the set, and return to place.

Four Ladies Forward four steps and retire.

Four Gentlemen Forward four steps and retire.

All Balance to partners and turn.

Right and Left Half Round.—All go right and left until they meet partners at opposite places, and return by joining hands and promenade to places.

All Chassez and turn partners.

This is repeated four times, each couple in order recommencing the figure.

**THE PRINCE IMPERIAL.****FIRST FIGURE.**

Head Couples lead to the right and salute.

Take Side Ladies, and go to Opposite Places.—The first and second gentlemen retain their partners' hands, and take with their left hands the right hands of the side ladies; each trio then retires to opposite couple's places—first to second couple's place, second to first couple's place, facing the centre.

Ladies Grand Chain.—The four ladies (without the gentlemen) cross over, touching right hand with opposite lady in passing, then left hand to lady partner, turning to the left; returning, give right to opposite lady again, ending by facing partners—the four ladies having their backs to centre of set.

All Chassez to partners and turn, the side couples remaining in their proper places, the head couples being in opposite places.

The head couples repeat the figure as they stand; each head couple, therefore, gets a different side lady to retire with, and at the end of the figure, the head couples get back to their original places.

The sides repeat the same twice

**SECOND FIGURE.**

First Gentleman and Opposite Lady forward and turn with both hands; the gentleman half round and the lady entirely round, and stop in centre, both facing the first lady.

Cross Over.—The first lady passes between the couple in front of her, crosses over and turns second gentleman with left

in second couples' place, at the same time, the first gentleman and second lady turn one another in first couple's place.

**Head Couples Forward and Back.**

**Half Ladies Chain.**—First and second ladies cross over, giving right hands in passing, and turn partners with left hands to places.

**All Chassez and Turn Corners** with right hands, and partners with left hands to places.

This is repeated four times.

### THIRD FIGURE.

**First Lady to the Centre.**—The first gentleman advances with his lady, and leaves her in the centre, facing him, and retires.

**Second Lady to the Centre.**—The opposite gentleman repeats the same.

**Third Lady to the Centre.**—The third gentleman repeats the same.

**Fourth Lady to the Centre.**—The fourth gentleman repeats the same.

**Ladies Hands Around.**—The four ladies join hands as they stand back to back, and move around to the right, ending facing their partners, they then let go of hands.

**Four Gentlemen Forward** and take hands of ladies, giving right hand to partner, and left hand to the lady on the left, forming a ring, the gentlemen facing inward and ladies outward.

**All Balance** in place with joined hands.

**Turn Partners to Places.**—Gentlemen drop hands of ladies on the left, and turn partners in places.

Repeat four times, continuing with 2d, etc.

### FOURTH FIGURE.

**Head Couples** forward and back.

**First Lady and Second Gentleman to Sides.**—The head couples forward again ; the first lady places herself on the left of the third gentleman, the second gentleman places himself on the right of the fourth lady, the first gentleman and second lady then retire to their respective places.

**Forward Six.**—The three on each side forward and back twice, taking four steps forward and back twice successively.

**Forward Two.**—The first gentleman and second lady forward and retire ; forward again and salute, and go to partners.

**Four Hands Half Round.**—The four on each side join hands and turn half round in a circle. Gentlemen drop the hands of ladies on their left. The third and fourth couple retire to the places of the first and second couple respectively.

This figure is repeated by the head couples; but the second time the second lady places herself on the left hand of the right side couple, and the first gentleman goes to the right hand of the opposite side, and the first lady and second gentleman return to their places.

The sides perform the same twice.

### FIFTH FIGURE.

(This figure commences without the usual prelude.)

**Ladies to the Right.**—Each lady takes four steps to the right, and turns right-hand gentleman with right-hand, taking four steps in turning; each lady again forward to the next gentleman in the same way, till they reach partners and retire to places.

**First Gentleman and Opposite Lady Forward** four steps and back.

**Forward Again, and Turn Half Round** with right hands, so that each will face his or her partner.

**Chassez to Partners.**—(Head couples.)

**Turn Partners** with both to places.

This figure is repeated four times, each gentleman in turn performing the second part of the figure with opposite lady. At the finish, the gentlemen place their ladies in the centre of the set, the ladies taking positions back to back, and all salute partners.

---

## THE PARISIAN VARIETIES.

The four couples in this Quadrille are numbered differently from the usual way. The leading couple being the first, the couple to the right, second, the couple opposite to the head, third, and the couple to the left, fourth.

### FIRST FIGURE.

**First Couple Lead** to the Right side couple and salute, then lead to the side couple on the left and salute; retire to place.

**Head Couples Right and Left Across.**—(The same as in First Figure Plain Quadrille.)

**All Waltz** with partners.

This is repeated four times, each couple in order recommencing the figure.

#### SECOND FIGURE.

**First Gentleman and Opposite Lady Forward and Back** and face partners.

**Chassez to the Right.**—Both head couples turn half round with left hand bringing the lady on the left.

**First Gentleman and Opposite Lady Forward** again ; both couples *chassez* and return to places.

**All Polka** with partners.

Repeated by the others in their turn.

#### THIRD FIGURE.

**First Gentleman Lead Ladies to the Centre.**—The first gentleman leads successively each lady to the centre, commencing first by giving his left hand to the lady on the left, and leads her forward ; he then gives his right hand to the opposite lady, his left hand to the lady on the right, and right hand to his partner, and places himself in the centre.

**Ladies Join Hands** and turn to the left.

**Gentlemen Forward** and turn partners to places.

**All Waltz.**

Repeat four times, each gentleman leading the ladies to the centre in his turn.

#### FOURTH FIGURE.

**First Couple Forward** to the centre, and turn with both hands half round ; they then separate and cross hands with side couples (the gentleman goes to the left and the lady to the right), and move round to the right.

**First Gentleman and Lady Chassez.**—The two partners forming the first couple are standing on the sides, from which position they *chassez* and turn to their places.

**Head Couples Cross Over.**—The head couples cross over with three Mazourka steps, and turn into opposite places and remain standing there.

**Side Couples Cross Over.**—The sides cross over in the

same manner; the head couples repeat the same on returning, and the sides likewise.

Repeated four times.

#### FIFTH FIGURE.

First Gentleman and Opposite Lady Forward and back.

Head Couples Salute and separate to form two lines with side couple (same as in 2d Figure, Lancers.)

All Forward and Back.

All Forward Again and Salute.

Ladies Cross Right Hands and give left hands to partners.

All Balance, making two waltz steps; the gentlemen then advance to the next ladies and balance with two waltz steps, and continue on until they have completed the tour.

All Waltz with partners.

Repeated by the others in their turn.

At the finish All Salute Partners.

### THE WALTZ QUADRILLES.

There are two "Waltz Quadrilles"—one is wholly and the other partly adapted from the Plain Quadrille. In No. 1, the figures are entirely similar, with the exception, that "Waltz" is substituted instead of "Balance," and in the last figure, in place of "Ladies Chain," "Right and Left Half Round" is executed. In No. 2, the first three figures are similar to the first three figures of the Plain Quadrille; the fourth and fifth figures are different.

The various movements of each figure (except the fourth and fifth) will be found explained elsewhere.

#### WALTZ QUADRILLE, No. 1.

##### FIRST FIGURE.

Head Couples right and left across.

All Waltz.

Ladies Chain.

All Waltz.

Side couples repeat the same.

**SECOND FIGURE.**

Head Couples forward and back.

Cross Over.

Chassez to Partners.

Return to Places.

All Waltz.

Repeated by heads ; twice by sides.

**THIRD FIGURE.**

Head Couples forward and back.

Forward Again ; ladies cross over and change partners.

All Waltz.

Repeated by heads ; twice by sides.

**FOURTH FIGURE.**

All Join Hands, and forward and back.

Turn Partners to Places.

All Waltz.

Repeated four times.

**FIFTH FIGURE.**

All Right and Left Half Round.

All Waltz back to places.

Head Couples Forward and back.

Cross Over.

Chassez to Partners.

Return to Places.

All Waltz.

Sides repeat the same.

**WALTZ QUADRILLE, No. 2.****FIRST FIGURE.**

Head Couples Right and Left Across.

Balance.

Ladies Chain.

All Waltz.

Sides repeat the same.

**SECOND FIGURE.**

Head Couples Forward and back.

Cross Over.



Chassez to Partners.

Return to Places.

All Waltz.

Pepeated by heads, and twice by sides.

#### THIRD FIGURE.

Head Couples Right Hand Across.

Left Hands Back.

Balance in Centre.

Half Promenade to opposite places.

All Waltz.

Repeated by heads, and twice by sides.

#### FOURTH FIGURE.

Head Couples Balance to the Right.—The heads face the side couples to the right and take four steps forward and four back.

Gentlemen Cross Over.—The gentlemen cross over and turn opposite lady.

All Ladies Chain.—(Each head and side couple make the Ladies Chain.)

All Forward and back.

Gentlemen Return to Partners and turn to places.

All Waltz.

Repeated four times.

#### FIFTH FIGURE.

All Right and Left Half Round.—Each gentleman joins right hands with his partner. The gentlemen start to the right, giving left hands to the ladies, who start to the left and give right and left hand alternately until they have got half way round and meet their partners.

Turn the Other Way Back.—Each gentleman turns his lady with his right hand all the way round, drops hands, and returns right and left back to places.

Head Couples Forward and Back.

Forward Again and Salute.

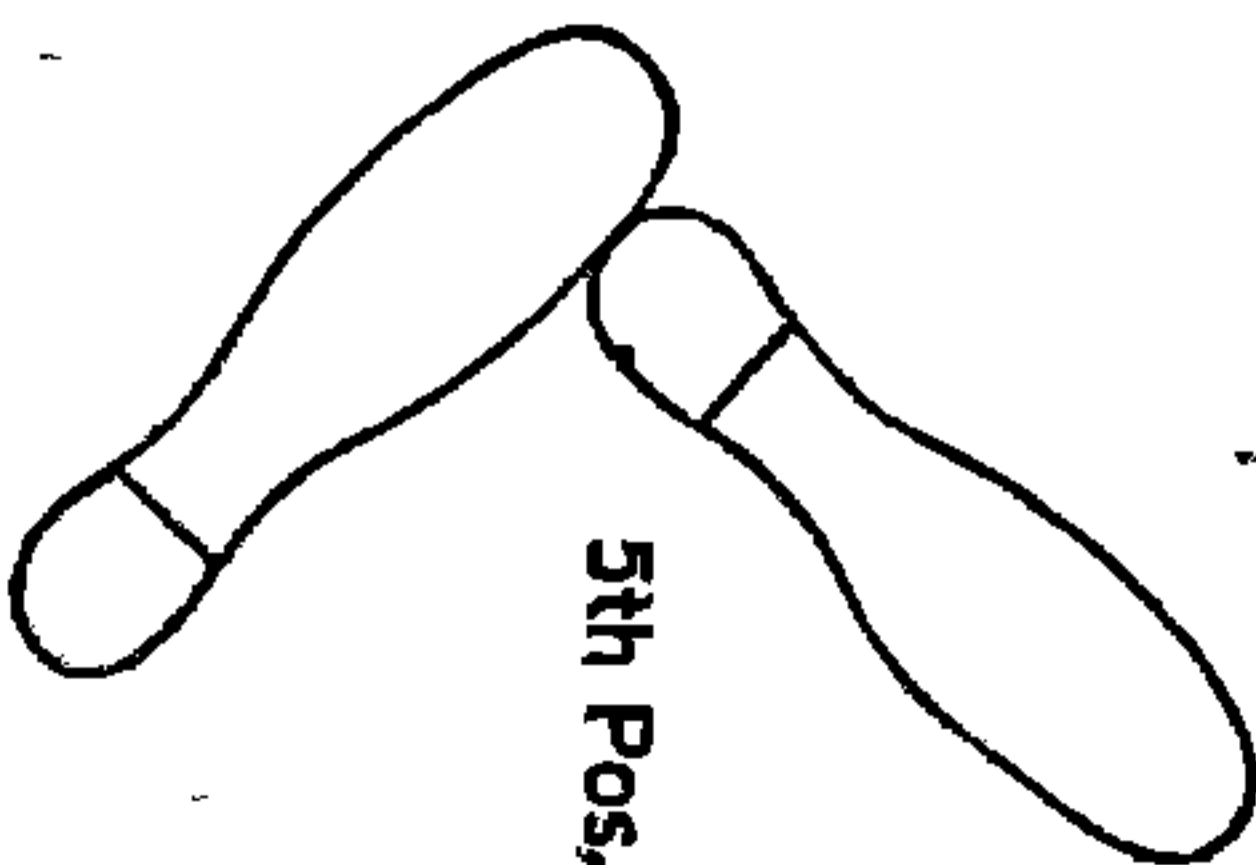
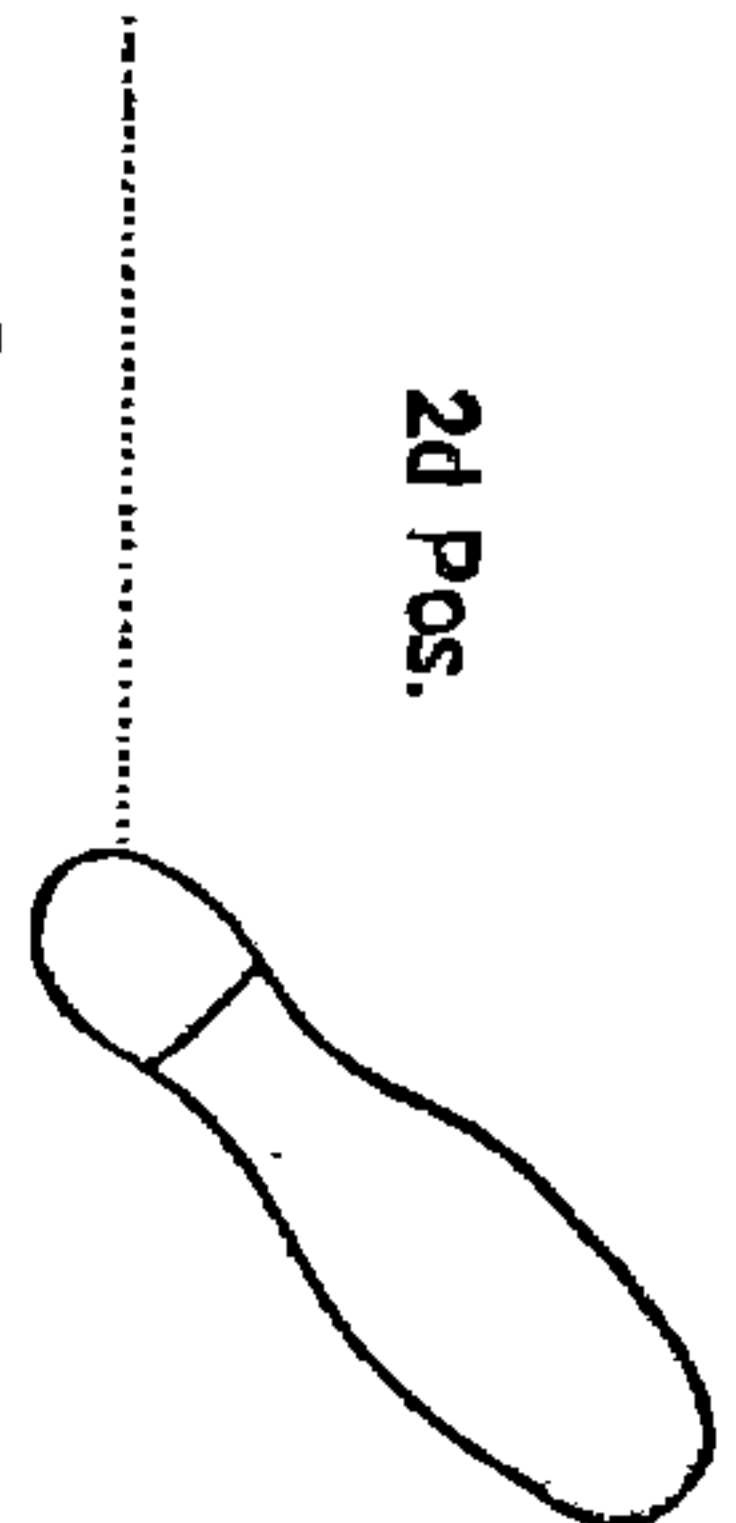
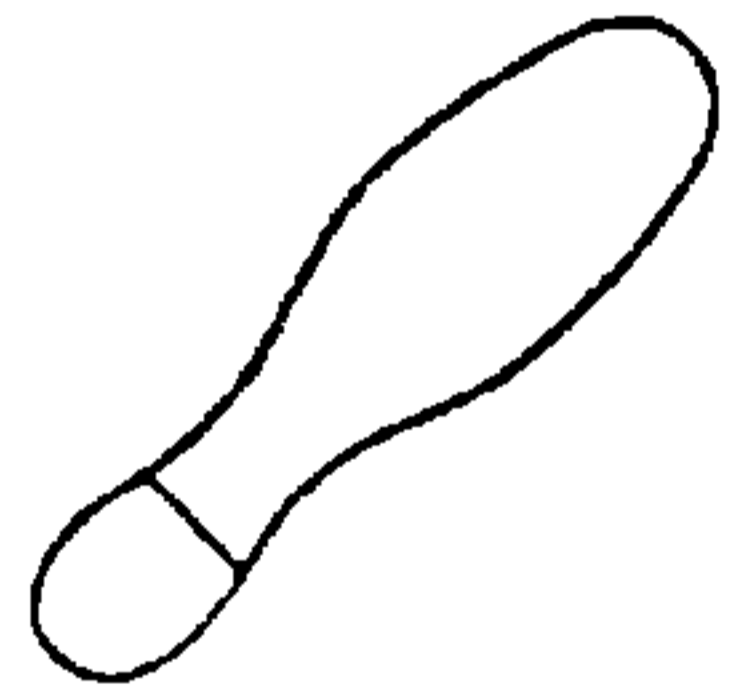
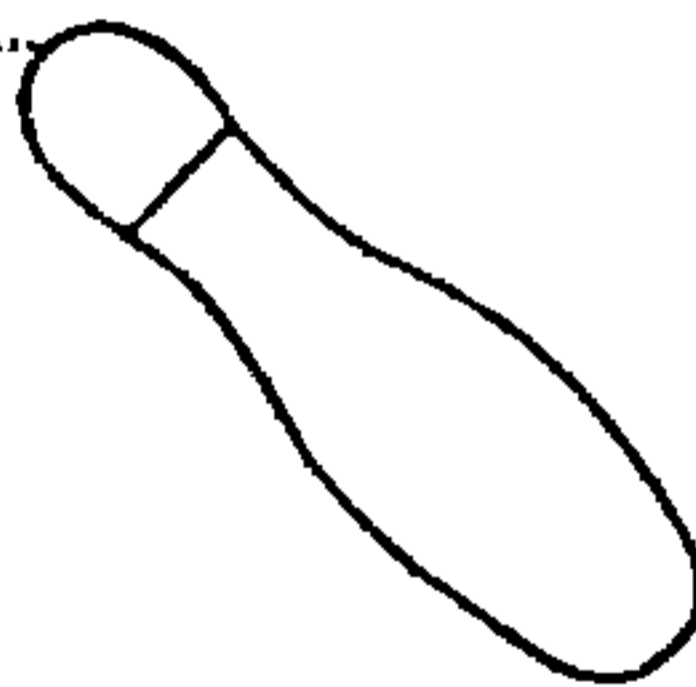
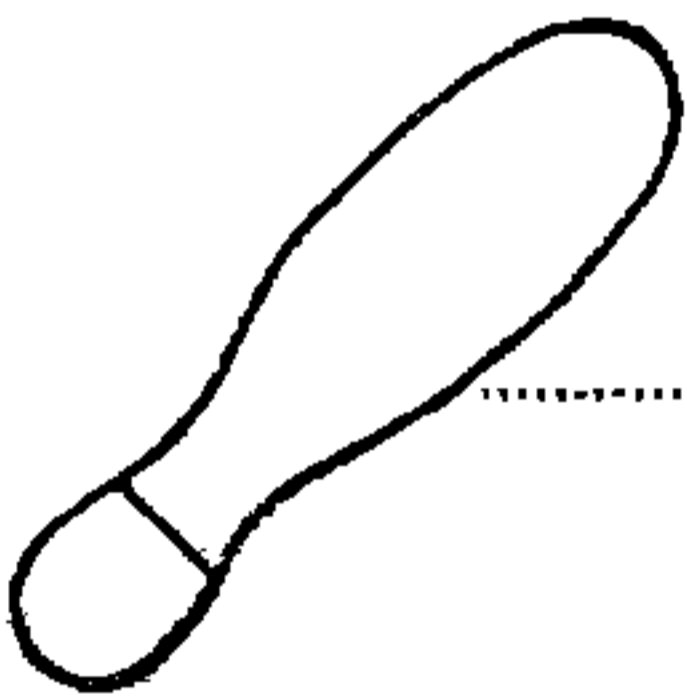
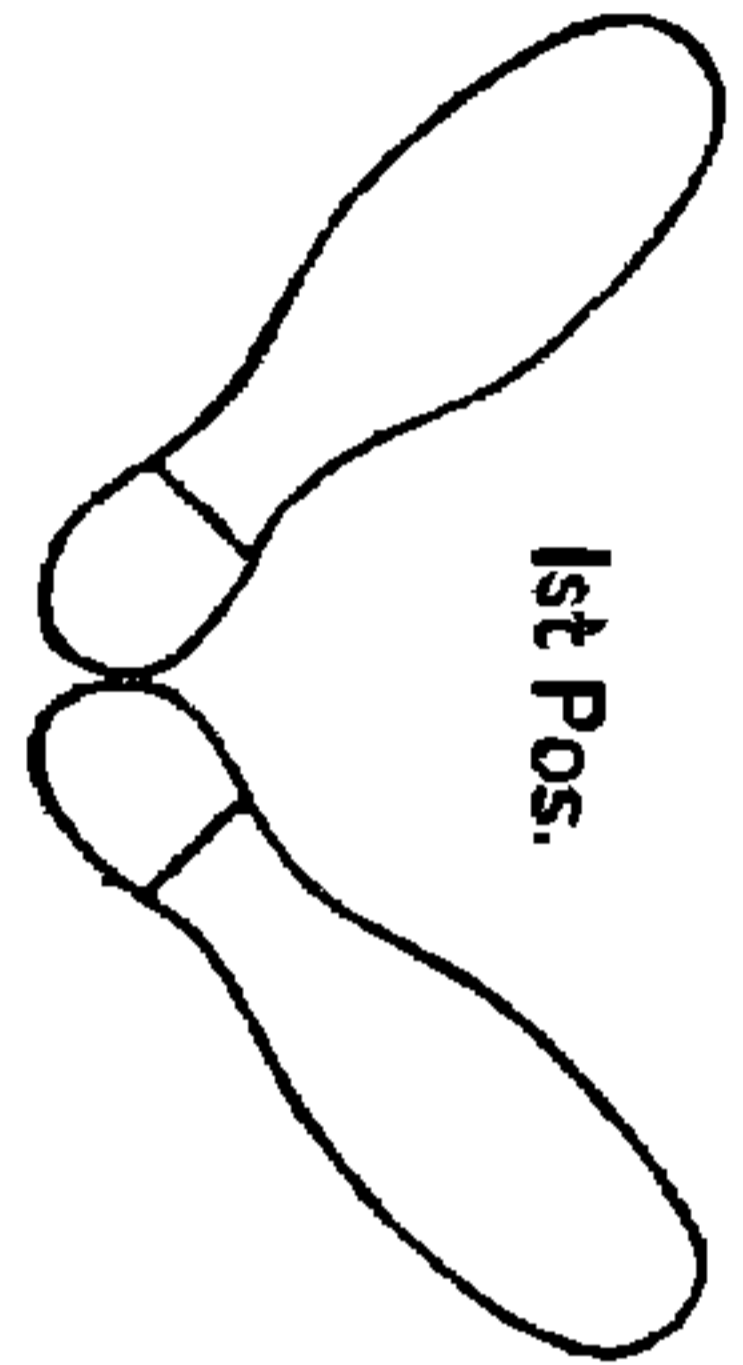
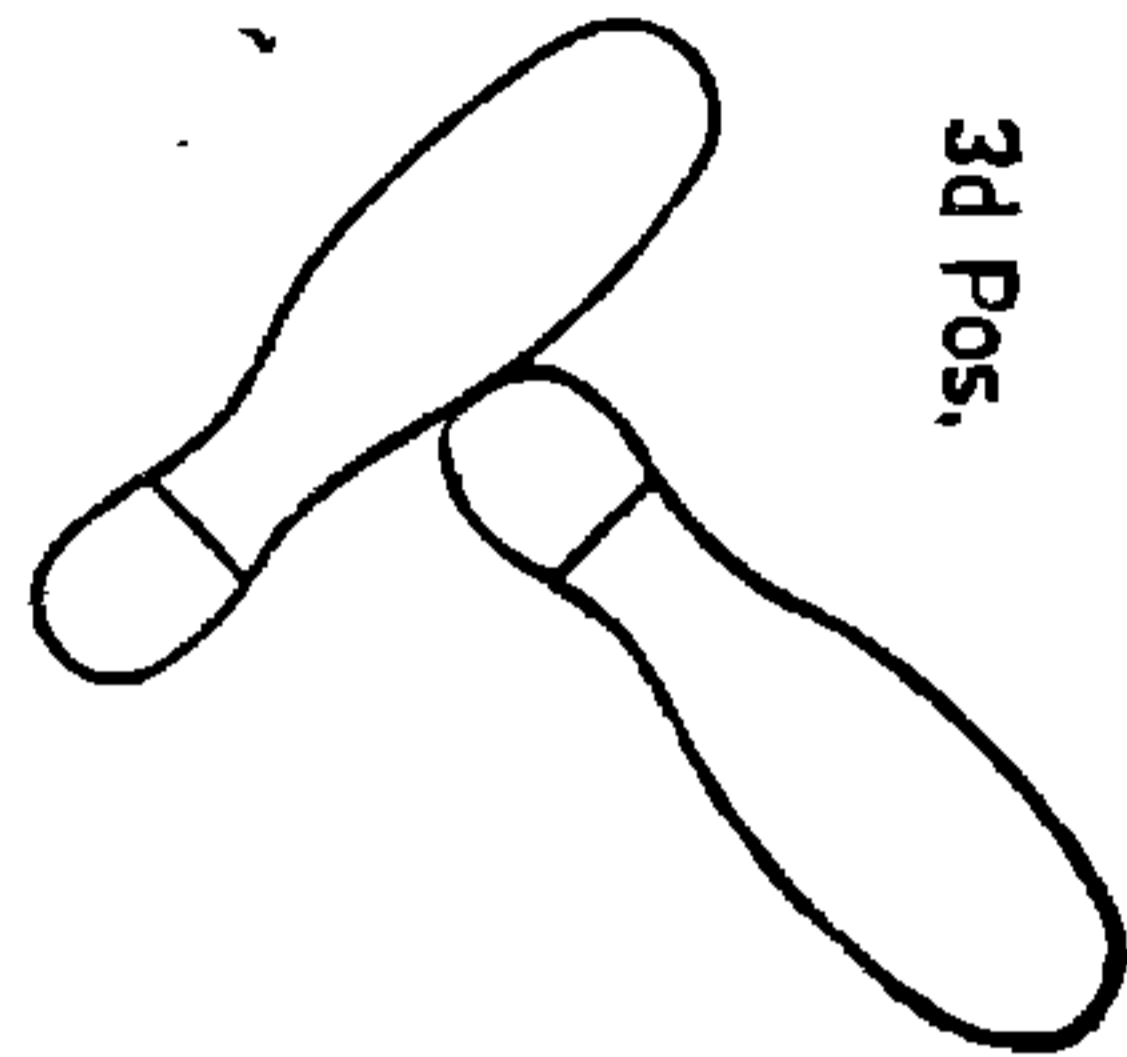
All Ladies Balance to the Right.—Each lady takes four steps forward to the gentleman on her right, and four steps back; the gentleman then turns her round and places her at his right side in the place his partner has left. In this manner, each gentleman receives an exchange of partner.

All Waltz with new partners.

Repeated again by heads, and twice by sides, which brings each lady back to her own partner.

---

THE FIVE POSITIONS IN DANCING.



## THE ROUND DANCES.

### POINTS ON ROUND DANCES.

The gentleman prior to engaging in the dance, places himself in front of his partner, a little to her right, encircles her waist with his right arm, supporting her firmly, yet gently, and holds her right hand with his left, extending it nearly to the height of his waist, slightly bent at the elbow.

The lady's left hand should rest lightly upon her partner's left shoulder, while the right arm should be extended nearly straight with the palm of her hand turned downward. The gentleman then places the inner side of the fingers of his left hand against the inner side of the fingers of the lady's right hand.

The gentleman being at all times responsible for the guidance of his partner he should, therefore, use the greatest precaution against colliding with other couples. He should regulate the proper distance to be maintained between himself and his partner, neither holding her so close as to impede her freedom of action, nor stand too far aloof, which would prevent his rendering her sufficient support. The lady should allow herself to be entirely guided by her partner, without in any case endeavoring to follow her own impulses.

In all the round dances, the lady commences with the right foot and the gentleman with the left. Both dancers should turn their heads slightly to the left, overlooking one another's shoulders.

---

## THE MODERN WALTZ.

### EXPLANATION OF STEP

#### AS SHOWN IN ILLUSTRATIONS.

Glide obliquely backwards with the left foot to 4th position (count *one*); draw right foot (slightly raising the heel) back behind the left foot nearly to 3d position (count *two*); slide the left foot back to 1st position (count *three*).

Glide obliquely forward with the right foot to 4th position (count *four*); draw right foot (slightly raising the heel) forward in front of the right foot nearly to 3d position (count *five*); slide right foot forward to 1st position (count *six*). Repeat the same by commencing again with gliding backward with the left foot, and so on continuously.


## TO REVERSE TO THE LEFT.

Glide obliquely backward with the right foot to 4th position (count *one*) ; draw left foot (slightly raising the heel) back behind the right foot to 3d position (count *two*) ; slide the right foot back to 1st position (count *three*).

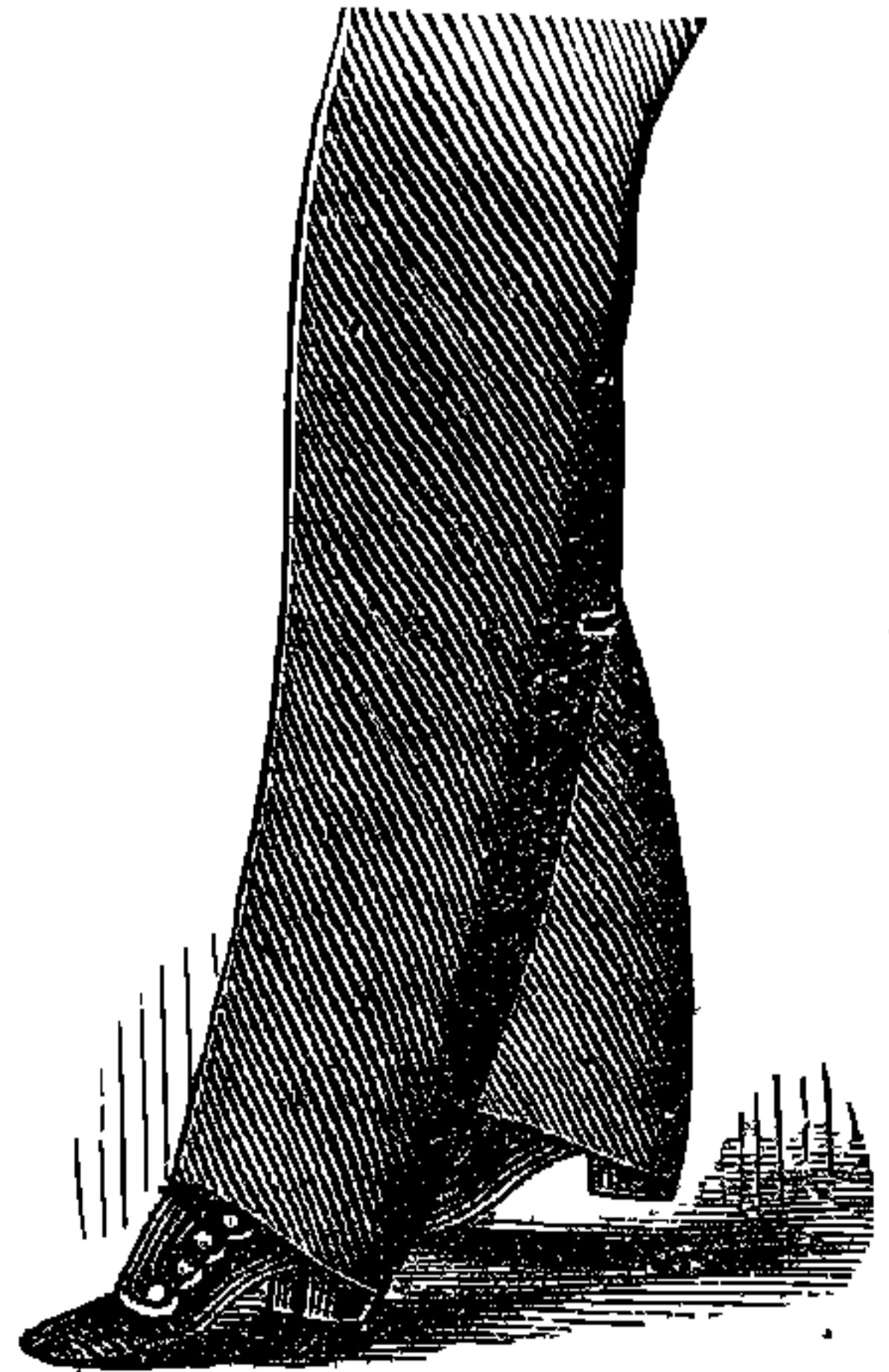
Glide obliquely forward with the left foot to 4th position (count *four*) ; draw right foot (slightly raising the heel) forward in front of the left foot to 3d position (count *five*) ; slide left foot forward to 1st position (count *six*). Repeat the same by commencing again with gliding backward with the right foot, and so on continuously.

The lady commences with the forward movement, so that when the gentleman has executed 1, 2, 3, the lady executes 4, 5, 6, and continues 1, 2, 3, while the gentleman performs 4, 5, 6.

## ILLUSTRATIONS OF THE MODERN WALTZ STEP.

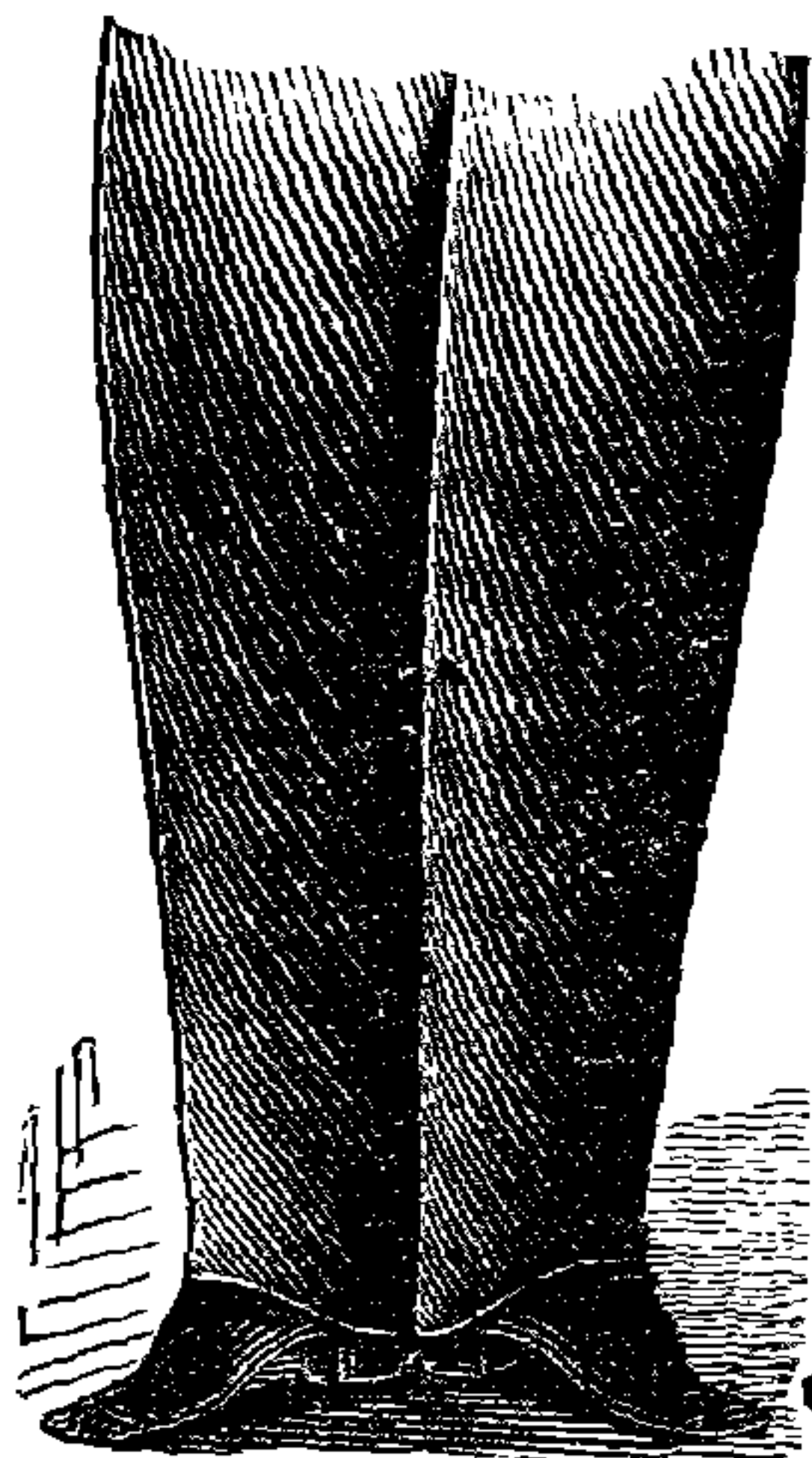


Step 1.



Step 2.

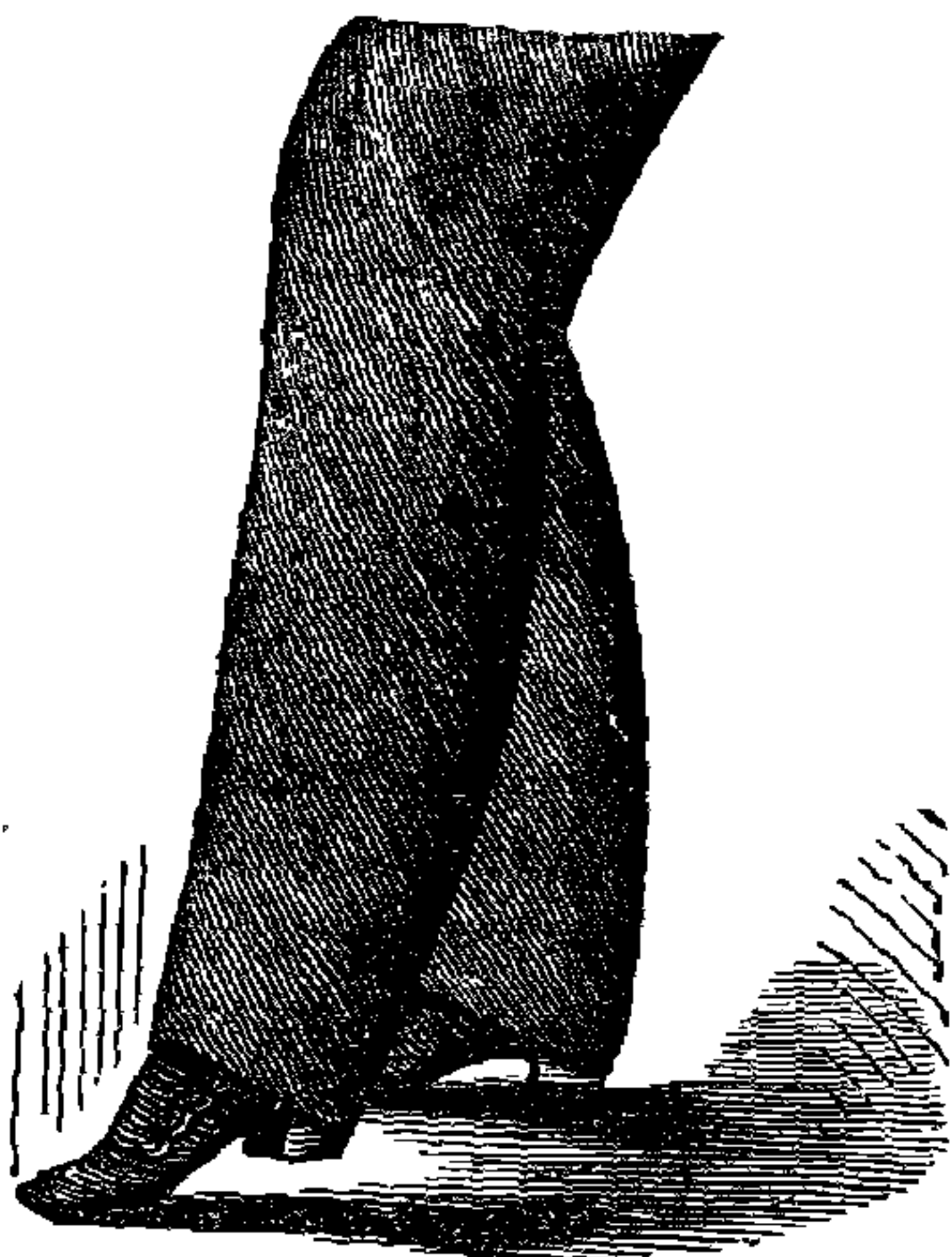
ILLUSTRATIONS OF THE MODERN WALTZ STEP.  
CONTINUED.



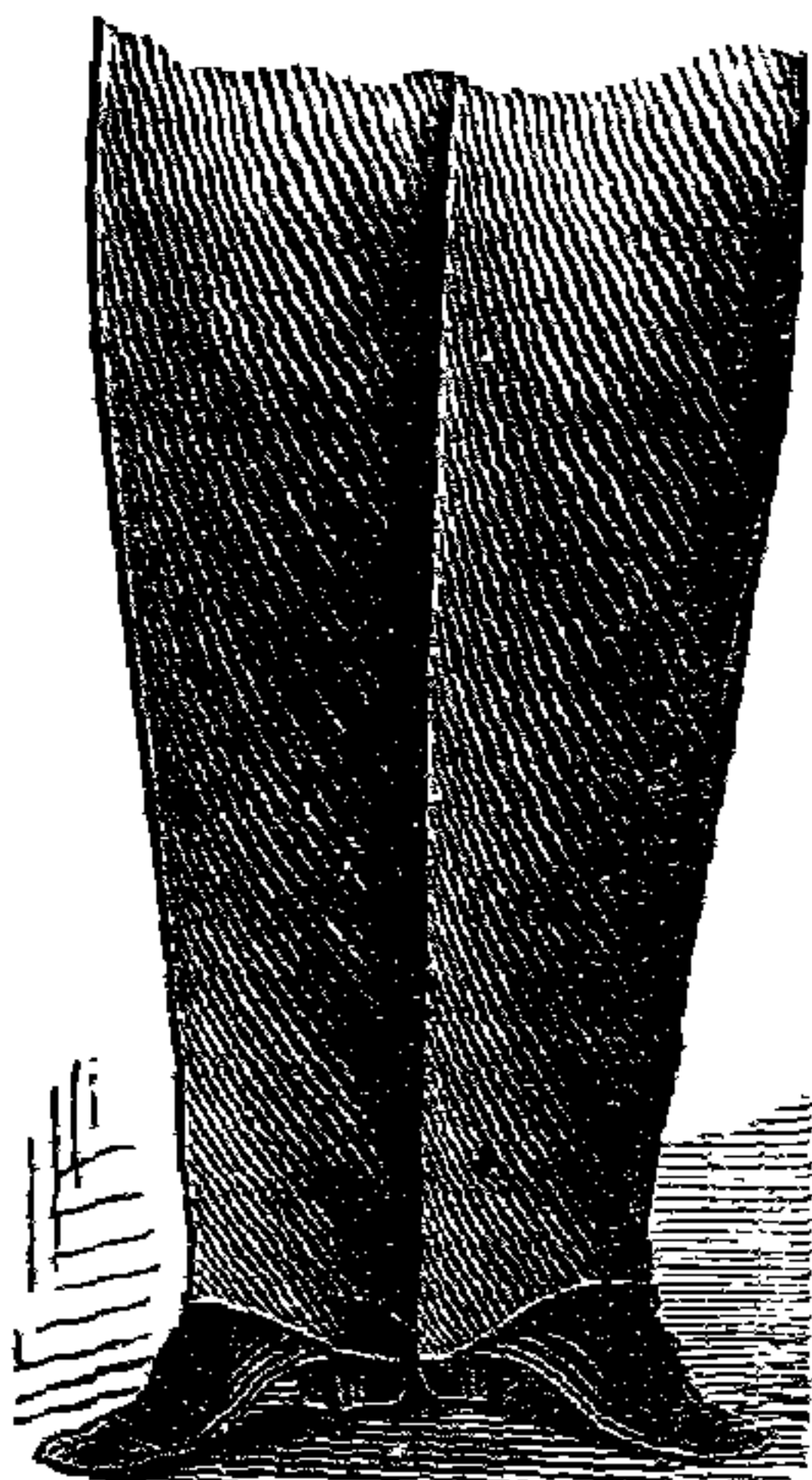
Step 3.



Step 4.



Step 5.



Step 6.

## THE NEW WALTZ.

Slide left foot backward to the left to 4th position (count *one*) ; draw right foot backward to the right to 4th position (count *two*) ; slide left foot backward to 1st position (count *three*).

Slide right foot forward to the right to 4th position (count *four*) ; draw left foot forward to the left to 4th position (count *five*) ; slide right foot forward to 1st position (count *six*).

### TO REVERSE TO THE LEFT.

Slide right foot backward to the right to 4th position (count *one*) ; draw left foot backward to the left to 4th position (count *two*) ; slide right foot backward to 1st position (count *three*).

Slide forward with the left foot to 4th position (count *four*) ; draw right foot forward to the right to 4th position (count *five*) ; slide left foot forward to 1st position (count *six*).

---

## THE KNICKERBOCKER WALTZ.

Waltz step half round, beginning with left foot ; waltz step half round, beginning with right foot ; waltz step again beginning with left foot ; then execute two side movements sidewise with right foot. Repeat the above, beginning with the right foot.

---

## THE NEW FIVE STEP WALTZ.

Make two slides sidewise, commencing with left foot—(counting *one* and *two*) ; then execute waltz step half round (counting *one*, *two*, *three*). Repeat the same, commencing with right foot.

---

## THE POLKA.

### THE REVOLVING STEP.

Slide left foot directly sideways to 2d position (count *one*) ; draw right foot to 1st position (count *two*) ; slide left foot again to 2d position, at the same time turning quarter way round to right (count *three*) ; rest (count *four*) ; then slide right foot sideways to 2d position (count *one*) ; draw left foot to 1st position (count *two*) ; slide right foot again to 2d position, at the same time making another quarter turn to the right (count *three*) ; rest (count *four*).

**THE FORWARD STEP.**

Slide left foot forward to 4th position (count *one*) ; slide right foot behind the left to 3d position (count *two*) ; slide left foot forward to 4th position again (count *three*) ; rest (count *four*).

**THE BACKWARD STEP.**

Slide left foot backward to 4th position (count *one*) ; slide right foot in front to 3d position (count *two*) ; slide left foot backward again to 4th position (count *three*) ; rest (count *four*).

To reverse to the left, the gentleman will use one polka step backward, commencing the backward step with the right foot, while the lady makes the forward step with the left foot, then continue the revolving step to the left.

**THE POLKA REDOWA.**

The Polka Redowa step is similar to the plain Polka, and differs only in accentuation, being danced to the music of the Polka Mazourka.

**THE GALOP.**

Slide left foot to 2d position (count *one*) ; draw right foot to 1st position, and almost at the same time slide left foot to 2d position (count *two*). Repeat the same by commencing with the right foot, counting *one, two*, and continue on alternately from right to left.

**THE SCHOTTISCHE.**

**1ST PART.**—Slide left foot to 2d position (count *one*) ; draw right foot to 1st position (count *two*) ; slide left foot again to 2d position (count *three*) ; spring on the left foot, and at the same time bring the right foot behind, slightly raised from the floor (count *four*). Repeat the same movement to the right by commencing with the right foot, counting *five, six, seven, eight*.

**2D PART.**—Spring from the right to the left foot (count *one*) ; hop on the left foot (count *two*) ; spring from the left to the right foot (count *three*) ; hop on the right foot (count *four*). Repeat the same, counting *five, six, seven, eight*. Commence then again on the first part, and so on.

The hopping step in the second part is but rarely used at the present day, and either the waltz or galop step is substituted instead.

## POLKA MAZOURKA.

(This dance consists of one Mazourka and one Polka step, counting *three* to each step—*six* in all.)

Slide left foot to 2d position (count *one*); draw right foot to 1st position (count *two*); place left foot, slightly raised from the floor, in 2d position; hop on right foot, and at the same time bring left heel against the right heel (count *three*). This completes the Mazourka step. Then turn half round with one polka step, beginning with the left foot, and count *four, five, six*. Repeat the same by commencing the Mazourka step with the right foot, and so on.

---

 THE VARSOVIENNE.

1ST PART.—Execute one polka step, commencing with the left foot, counting *one, two, three*; then point the toe of right foot in 2d position, and remain in that position during one measure, counting *four, five, six*. Then make a half turn with one polka step, beginning with the right foot, counting *one, two, three*; then point the toe of the left foot in 2d position, and remain in that position during one measure, counting *four, five, six*. Repeat the same once again, beginning with the left foot, and once again with the right foot—in all four times.

2D PART.—Execute two Mazourka steps sideways, beginning with the left foot, counting *six*; then turn half round with one polka step, counting *one, two, three*; point the toe of right foot to 2d position, counting *four, five, six*. Repeat the same again, beginning with the right foot.

---

 DANISH DANCE.

Step with left foot to 2d position (count *one*); draw right foot to 1st position (count *two*). This is executed four times, counting *eight*; the movement being made sideways to the left, then take eight short galop steps to the right. Repeat the same once again, then dance round, using 16 galop steps.



### THE ESMERALDA.

Execute one galop step sidewise, commencing with the left foot ; then make the turn with three polka steps. Repeat the same, beginning with the right foot, and so on.

---

### THE DEUX TEMPS.

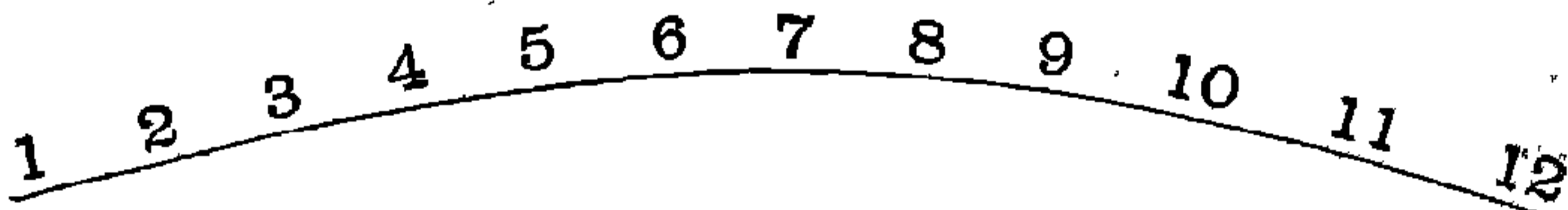
The steps of the Deux Temps is similar to that of the galop, the difference being in its accentuation, and danced to waltz music (3-4 time). The steps of the Deux Temps are counted on the first and third beat of the bar, a pause being made on the second beat ; thus—*one and two*.

---

### THE GERMAN.

The German, or as it is and has been for years known in Europe—the Cotillion, has been for some time past the dancing amusement, *par excellence*, of American society.

Unlike most other dances, the German depends very largely for its success upon the tact and knowledge of its leader. Many who are competent by reason of their experience to enact the part of leader of the German are really disqualified by an absence of tact and good judgment which is fatal to that common spirit of enjoyment which alone makes the German or any other dance a fitting amusement for ladies and gentlemen. The form of the German is as follows :



No 1, of course, is the leader, and the partner of each gentleman is placed on the right. The leader alone is responsible for the change of tune, acceleration of time, or for an indication to the orchestra when to stop and when to proceed. Hopeless confusion would be the result, unless absolute confidence and

authority were reposed in the leader, or if during the performance of any figure of the German, couples not actually engaged in it were to promenade the room, waltz, or otherwise distract the attention of those actually engaged in it.

The German, above all other dances, is supposed to be a purely social enjoyment, and as such should be entered into without any of that formal restraint which sometimes characterizes the more reserved square dance. The fact is, that it is a succession of dances, undertaken by such partners as the leader may designate. It is designed to give amusement as well as to inculcate elegance of carriage, and in the Old World is regarded as one of the most successful of modern innovations.

At the beginning of each figure, the leading couples make the *Tour de Valse*,\* and may be followed by one or more couples—just as many as the leader may designate. The leader gives the signal for the dancing to cease by clapping his hands or blowing a whistle, and all the couples stop waltzing as soon as they reach their respective seats.

The leader designates each figure, and it is danced by all the couples successively from right to left.

The German may be composed of any number of couples, but in a large party of twenty-four couples or more, it is better for the leader to seat himself in the centre, and to select the dancers from each end of the circle alternately; this shortens the dance, and prevents it from becoming tedious.

Should the ladies be in the minority, the gentlemen who are without partners are always permitted to engage any of the ladies for a single figure without any formal introduction. Where ladies are without escorts, they are generally under the special care of the leader, who either dances with them himself, or presents them to some of the gentlemen.

While it is absolutely necessary that all authority in regard to the German should be placed in a single individual, it is also necessary that the ladies and gentlemen who compose the set should render to the leader all possible assistance in carrying out his orders, or rather suggestions. This being done, it will be found a delightful amusement, as some of the following figures will show :

---

\* Waltzing once around the room as far as the figure may require.

## THE FIGURES OF THE GERMAN.

### 1. THE EXCURSION.

The leading couple perform a *tour de valse*; the gentleman leaves his lady and brings forward two other ladies; his lady brings forward two gentlemen. They all forward and back, the gentlemen with ladies opposite them perform a *tour de valse*.

### 2. THE SCARF.

The first couple lead off with a *tour de valse*; the gentleman stands in the centre of the room, holding in his hand a scarf, meanwhile his lady assembles the other ladies and they join hands in a circle and turn rapidly to the left, during which movement he places the scarf about the shoulders of the lady with whom he wishes to dance. The other gentlemen waltz to places with their ladies.

### 3. THE HAT.

First couple perform a *tour de valse*; the gentleman leaves his partner in the middle of the room, and gives her a hat. All the gentlemen come and form a circle round the lady, turning their backs to her, moving rapidly to the left. The lady places the hat on one of the gentlemen, with whom she takes a *tour de valse*. The other gentlemen return to their places.

### 4. THE GLASS OF WINE.

Three chairs are set on a line, the centre one being placed in a direction opposite to the other two. The leading couple perform a *tour de valse*, after which the gentleman places his lady upon the centre chair, gives her a glass of wine, and brings forward two gentlemen whom he seats on the two other chairs. The lady hands the glass of wine to one of the gentlemen to drink, and dances with the other.

### 5. THE CHAIR.

First couple perform a *tour de valse*; the leader places a chair in the centre of the room, and upon it seats his partner, to whom he next presents two gentlemen. The lady dances with one of the gentlemen, and the other gentleman seats himself in the chair just vacated by the lady. The leader then presents to the gentlemen two ladies; he dances with one of them, and the other takes the chair. The figure is repeated until all have danced.

### 6. THE PLEDGES.

The leading couple perform a *tour de valse*, after which the gentleman hands his lady a hat, with which she proceeds to receive pledges from the other ladies present, such as rings, handkerchiefs, fans, etc.; she then takes the hat around to the gentlemen who each select, at random, one of the articles, and dances with the lady owning it.

### 7. THE CARDS.

The four queens of a pack of cards are presented by the leader to four ladies, whilst the four kings are presented by his lady to four gentlemen. The gentlemen then go in quest of the ladies having their suit, and dance with them. The same may be repeated until all have danced.

### 8. THE BOUQUETS AND BOUTONNIERES.

Several small bouquets and boutonnieres are placed upon a table, or any other convenient place. The first couple lead off with a *tour de valse* and separate. The gentleman takes a bouquet, and the lady a boutonniere. They each choose new partners to whom they present the favors, and the lady may fasten the boutonniere to her cavalier's coat. They now make a *tour de valse* with their new partners. This figure is repeated by all the couples.

NOTE.—Any other favors may be substituted for bouquets, such as German mottoes, small flags, bon-bons, ribbons with miniature bells attached, rosettes, etc. Where the means of those who give the German are ample, more valuable favors are sometimes employed, but ostentatious display should be avoided.

### 9. THE CONVENT PORTER.

First couple lead off with a *tour de valse*; the conductor selects from the circle a number of ladies, whom, together with his own, he leads into an apartment next the ball-room, the door of which remains ajar. Each lady, in a whisper, names a gentleman, whom the conductor calls upon aloud, to come and waltz with the lady who has selected him. The leader reserves for himself one of the ladies. This figure may be performed by the leader's lady, who imprisons the gentlemen she has chosen, and calls for the ladies they each name.

### 10. THE MYSTERIOUS SCREEN.

A *tour de valse* is performed by three couples ; each gentleman selects an additional lady, and each lady a gentleman ; the six gentlemen place themselves behind a screen, or sheet, which must be held by them in such a manner as to allow only the ends of their fingers to be seen. The six ladies then select partners by taking the ends of their fingers.

### 11. THE FLAGS.

The leader performs a *tour de valse* ; he then procures about six duplicate sets of small flags, of any appropriate design, selects one of each pattern, and gives his lady the duplicates. The leader then presents his flags to the ladies, while his partner presents the corresponding flags to the gentlemen. The gentlemen then go in quest of the ladies possessing the duplicates, and dance with them, waving the flags. Repeated by all the others.

### 12. THE FOUR CORNERS.

Four chairs are placed in the centre of the room, separated so as to make four corners. The conductor having executed a *tour de valse* with his partner, places her upon one of the chairs, and brings forward three ladies and places them upon the three remaining chairs, and places himself in the centre. The ladies then perform the changes in the play, not in running but in holding hands to change chairs ; when a gentleman can seize a chair left vacant by the movement of the ladies, he dances with the lady who is deposed. The next gentleman places himself in the centre and another lady takes the vacant chair. When the last gentleman has taken the chair of one of the last four ladies, the gentlemen of the remaining ladies reconduct them to places.

### 13. THE MASK.

The gentlemen mask themselves in ludicrous heads or faces. They then arrange themselves behind a screen, and raise their heads above it. The ladies then select partners from the group, and perform a *tour de valse*. The gentlemen keep their masks on until the finish. Repeated by the others.

### 14. THE MYSTERIOUS HANDS.

The leader and his lady execute a *tour de valse* ; he then leaves his partner in a room adjoining, and selects several other ladies whom he also places in the same room. The ladies then slip their

hands through the door ajar, while the leader conducts as many gentlemen up to them as there are hidden. The gentlemen then take hold of the hands exposed, and dance with the lady so selected.

#### 15. THE AUCTION.

The leader selects a gentleman and places him on the top of a chair in the centre of the room, and proceeds to auction him off; the ladies must then enter into a spirited competition, and the one offering the highest bid dances with him. The auctioneering is continued until all the gentlemen have been sold.

#### 16. THE DECEIVER.

First couple perform the *tour de valse*; the conductor selects three ladies, whom, with his own, he places five feet apart (forming the four corners of a square). He then selects four gentlemen, and forms with them a circle, within the square. The five gentlemen turn with great rapidity, and, at a signal, each turns round and takes the lady who chances to be nearest to him, and dances with her. There necessarily remains one unhappy victim, who returns alone to his place.

#### 17. THE ROPE.

Three couples make a *tour de valse*; the three gentlemen then choose other partners, and the ladies select other gentlemen. The ladies retire to one end of the room, and the gentlemen to the other, while the leader and his partner stretch a rope across the room, over which the gentlemen must jump to regain their partners; as the rope is managed so as to trip the gentlemen as much as possible, a great deal of amusement is afforded to the lookers on.

#### 18. THE FAN.

After a *tour de valse*, the conductor seats his partner on a chair, the middle one of three, placed in the centre of the room, and presents her with a fan. He then selects two gentlemen, and seats them on the chairs, one on each side of the lady, who hands the fan to one of the gentlemen, and dances with the other. The gentleman who has been favored with the fan is expected to use it for the benefit of the couple who are dancing, whom he must follow, hopping about the circle.

#### 19. THE HANDKERCHIEF.

The leading couple executes a *tour de valse*; the lady remains

in the middle of the room, and ties a knot near one of the corners of her handkerchief, while the leader brings forward four gentlemen; the lady gathers the four corners of the handkerchief, retaining it so that the knot remains invisible, but permits the four corners to project so that the gentlemen may select. The gentleman fortunate in drawing the knot dances with her, the others select ladies from the ring. Repeated by the other couples.

### 20. THE CUSHION.

The first couple perform a *tour de valse*, the gentleman holding a cushion in his left hand; he then presents to the lady the cushion, which she offers to several gentlemen, inviting them to kneel upon it. She withdraws it from those she desires to cheat, and places it before the gentleman with whom she desires to dance.

### 21. THE MIRROR.

The first couple perform a *tour de valse*; the gentleman seats his lady on a chair in the centre of the room, and gives her a mirror to hold. Then all the gentlemen, one after the other, pass behind her chair and show themselves to her in the mirror, which she wipes with her handkerchief when she does not accept the one she sees. When the favored cavalier presents himself, she rises and dances with him, leaving the mirror on the chair. The same is done by the other couples.

### 22. THE FLYING HAT.

The two first couples set out; the conductor holds behind him, in his left hand, a hat, which he keeps with the open part upward as if it were lying on a table. The second gentleman holds in his left hand a pair of gloves that he endeavors to fling into the hat without ceasing to waltz. When he has succeeded he takes the hat and gives the gloves to another gentleman, who recommences the same game.

### 23. BLIND MAN'S BUFF.

Three chairs are placed in the centre of the room. First couple lead off. The conductor takes another gentleman, whom he blindfolds and seats on the centre chair. The lady selects another gentleman, whom she leads (*walking on tiptoe*) to one of the chairs next to the blind man, whilst she seats herself on the other. The first gentleman then invites the blind man to select from the

right or left. If he hits upon the lady, he waltzes with her to her place ; if he indicates the gentleman, he must waltz with him, whilst the conductor dances with the lady.

#### 24. BLIND MAN'S BUFF WITH SIX.

Six chairs are placed in the middle of the room, back to back ; two couples execute a *tour de valse*. The first gentleman blindfolds his partner and seats her upon one of the centre chairs, while the second lady blindfolds her partner and places him upon the other centre chair ; the first gentleman then selects another gentleman. These two gentlemen seat themselves to the right and left of the seated lady. The second lady chooses another lady. These two ladies seats themselves on the remaining chairs. The blindfolded couple then select partners from the right or left. The bandages are then removed from their eyes, and the lady and gentlemen who were blindfolded dance with the person whom they have selected. The rest join in the *tour de valse*.

#### 25. THE CARNIVAL.

All the couples are divided, the ladies being arranged in one circle, and the gentlemen in another, both circles facing outwards. A sufficient number of paper costumes, packed as "favors," being in readiness, the leader takes one of the ladies' "favors" and presents it to one of the ladies, whom he leads inside the ladies' circle, where costumes are put on, and then leads her to her seat. The leader's partner at the same time hands a gentleman's "favor" to one of the gentlemen, and leads him into his ring to be robed or decorated, and then is in turn led by him to her seat. The second couple proceed in like manner, until all have been accommodated.

The conductor then can organize some short figures for dancing, forming also groups and tableaux appropriate to the decorations.

#### 26. THE FOUR CHAIRS.

Four chairs are placed in the middle of the room, representing four corners. The leader selects four couples who execute a *tour de valse*. Each couple then place themselves behind one of the four chairs. The leader gives a signal when each couple dances around the chair in front of them, then passes on to the next, and so on going to the right. Care should be taken that there should be no collision. Returning, all waltz to places.



**27. THE FIGURE "8."**

Two chairs are placed in the centre of the room at certain distances from each other. The first couple starts off, passes behind a chair without ceasing to waltz, and then repasses behind another so as to describe the figure eight. Each couple in succession repeats the same figure.

**28. THE HANDKERCHIEF CHASE.**

The first three or four couples perform the *tour de valse*; the gentlemen leave their ladies in the centre of the room; each lady holds a handkerchief in her hand. The leader then selects one more gentleman, who, with the others, form a circle about the ladies, presenting their backs, and turn rapidly to the left. The ladies throw their handkerchiefs in the air, and waltz with those gentlemen who have been fortunate enough to catch them. The unfortunate gentleman who does not get a handkerchief selects a lady from the company. The figure is performed successfully by all the other couples.

**29. THE BASKET.**

A *tour de valse* is performed by three or four couples; the gentlemen then choose another lady, and the ladies another gentleman. All join hands then in a circle, and take four steps forward and four back, again four steps forward, when the gentlemen take each other's hands above and the ladies below, as in the "Quadrille Basket." Then all balance in place; the leader then drops the hand of the gentleman on his left, and his partner drops the hand of the lady on her right, then all array themselves in a straight line. The gentlemen then lift their arms and disengage the ladies, who pass under and waltz forward, followed by the gentlemen. At a signal, the ladies turn round and dance with the opposite gentlemen.

**30. THE COLUMNS.**

The conductor leads off with a *tour de valse*, and leaves his lady in the middle of the room. He takes a gentleman, whom he places back to back with his partner; he takes another lady, whom he places facing the gentleman just chosen, and so on until he has formed a column of four or five couples, terminating with a lady. At the signal, every one turns round and dances with his or her *vis à vis*. A double column may be formed by two couples leading off at the same time.

**31. THE MAZE.**

Four couples perform a *tour de valse*, and then form a quadrille. Four other couples takes up positions so that a new couple stand exactly behind each one of the couples that form the quadrille. The figure commences by the four inside ladies crossing right hands; they move entirely round, giving left hands to partners and swinging round to places. While the inner couples are thus engaged, the four outer couples waltz half round, outside the quadrille, to opposite places. Then the inner couples waltz entirely round, resuming their places, but facing outwards. All chassez at places; turn at corners with right hands, and turn partners with left hands to places. All the gentlemen then waltz to seats with the ladies standing opposite them.

**32. THE APPLES.**

Five ladies are seated in the centre of the room. The leader then selects seven gentlemen and conducts them in front of the ladies. Each gentleman is then presented with an apple, and at a signal from the leader commence to eat the apple; those finishing first are privileged to select one of the ladies and waltz with her.

**33. THE TWO LINES.**

All the couples promenade; the conductor, with the other gentlemen then form in a single line, while the ladies likewise form a line opposite to the gentlemen. The leading couple then dances down the line, passing behind the ladies, then between the two lines, and again behind the ladies a second time. They halt below the last couple, the gentleman retires to the side of the ladies, and the lady to the side of the gentlemen. Every couple performs the same successively.

**34. THE CONTRA DANCE.**

Four couples proceed to place themselves in the middle of the room, as for a Virginia Reel. The first couple lead off by waltzing around the couple on their right, and in the same manner make a turn round the other couples. The other three couples repeat the same figure. When all the four have done so, they return to their places, waltzing.

**35. FOLLOW YOUR LEADER.**

The first four couples perform a *tour de valse*; they form a cir-

cle with the leading couple in the centre. The leading couple waltz at pleasure, and endeavor to deceive the other couples, who must follow all their movements without disengaging their hands. At a signal, the first couple resume their seats, and the next couple place themselves in the centre and engage in the game of deception. The figure is performed by all the couples successively, and terminates with a general waltz.

### 36. THE PURSUIT.

Three or four couples set out ; every gentleman of the German has the privilege to go behind each couple and possess himself of the lady to dance with her. He should clap his hands to announce his intention of substituting himself for her partner. The figures continue till each gentleman has again obtained possession of his partner. As soon as a gentleman possesses himself of a lady another should immediately replace him.

### 37. THE FINAL ROUND.

All form in a circle ; the leader separates himself with his partner from the circle, which should immediately join together again, and waltz in the centre. He stops at a signal, and his lady retires from the circle. He selects another lady, with whom he also waltzes in the centre. He then in his turn retires, when the lady selects another gentleman, and so on for the rest.

## SQUARE DANCES.

---

QUADRILLES—as the name implies—are danced by four couples. A couple occupying each side of the square. The gentleman is on the left side of his partner; a lady, of course.

---

### THE MARCH.

---

BALLS always are begun with a Grand March. It is the duty of the floor managers to arrange the company in proper lines for the march.

---

## THE PLAIN QUADRILLE.

---

### FIGURE ONE.

---

CALL AS FOLLOWS :

**Lead Couples :** Right and Left.

Balance.

Ladies' Chain.

Balance.

*Repeat.*

**Side Couples:** Right and Left.

Balance.

Ladies' Chain.

Balance.

*Repeat.*

---

**FIGURE TWO.**

---

CALL AS FOLLOWS:

**Head Couples:** Forward Two.

Forward and Back.

Cross Over, Ladies inside.

Chassez to Partners.

Cross over to Places, Ladies  
inside.

Balance.

*Repeat.*

**Side Couples:** Forward Two.

Forward and Back.

Cross Over, Ladies inside.

Chassez to Partners.

Cross over to Places, Ladies  
inside.

Balance.

*Repeat.*

**FIGURE THREE.**


---

CALL AS FOLLOWS :

**Head Couples :** Right Hands Across.

Left Hands Back.

Balance in Centre

Half Promenade to opposite  
Places.

Two Ladies Forward and  
Back.

Two Gentlemen Forward and  
Back.

Forward Four and Back.

Half Right and Left.

*Repeat.*

**Side Couples :** Right Hands Across.

Left Hands Back.

Balance in Centre.

Half Promenade to opposite  
Places.

Two Ladies Forward and  
Back.

Two Gentlemen Forward and  
Back.

Forward Four and Back.

Half Right and Left.

*Repeat.*

---

**FIGURE FOUR.**

---

CALL AS FOLLOWS :

**Head Couples:** Forward Four and Back.

Forward Four, First Lady  
Cross Over.

Forward Three and Back.

Forward Again, Ladies Cross  
Over.

Forward Three.

Forward Again.

Four Hands Half Round.

Half Right and Left.

*Repeat.*

**Side Couples:** Forward Four and Back.  
 Forward Four, First Lady  
 Cross Over,  
 Forward Three and Back.  
 Forward Again, Ladies Cross  
 Over.  
 Forward Three.  
 Forward Again.  
 Four Hands Half Round.  
 Half Right and Left.

*Repeat.*

---

**FIGURE FIVE.**

---

CALL AS FOLLOWS:

**Promenade:** All.  
**Head Couples:** Forward Two.  
 Forward and Back.  
 Cross Over, Ladies inside.  
 Chassez to Partners.  
 Cross over to Places.  
 Balance.

*Repeat.*



**Side Couples:** Forward Two.  
 Forward and Back.  
 Cross Over, Ladies inside.  
 Chassez to Partners.  
 Cross over to Places, Ladies  
 inside.  
 Balance.

**All:** Chassez.

*Repeat.*

---

## THE FANCY QUADRILLE.

---

THESE are merely single figures, occasionally introduced into the "Plain Quadrille," in lieu of the Second or Fifth Figure.

### THE BASKET FIGURE.

---

CALL AS FOLLOWS:

**Head Couples:** Forward and Back.  
 Cross Over.  
 Chassez to Partners.  
 Cross Back to Places.  
 Balance.

**Ladies:** Forward and Back.  
 Forward and Join Hands.

**Gentlemen:** Hands Around.  
 Form Basket.

**All:** Balance.  
 Turn Partners to Places.

*Repeat.*

**Side Couples:** Forward and Back.  
 Cross Over.  
 Chassez to Partners.  
 Cross Back to Places.  
 Balance.

**Ladies:** Forward and Back.  
 Forward and Join Hands.

**Gentlemen:** Hands Around.  
 Form Basket.

**All:** Balance.  
 Turn Partners to Places.

*Repeat.*

### THE STAR FIGURE.

---

#### CALL AS FOLLOWS:

- Four Ladies: To Centre and Back.
- Four Gentlemen: To Centre and Back.
- Ladies: Cross Right Hands, Half  
Turn to the Left.  
Turn, Cross Left Hands,  
Back Again.
- Gentlemen: Right Hands to Partners.
- All: Balance.  
Turn Partners to Places.  
*Repeat.*
- Four Gentlemen: To Centre and Back.
- Four Ladies: To Centre and Back.
- Gentlemen: Cross Right Hands, Half  
Turn to the Left.  
Turn, Cross Left Hands,  
Back Again.
- Ladies: Right Hands to Partners.
- All: Balance.  
Turn Partners to Places.  
*Repeat.*

**THE SOCIABLE FIGURE.**

---

CALL AS FOLLOWS :

- Head Couples:** Right and Left.
- Side Couples:** Right and Left,
- Ladies:** To the Right, Turn and  
Change Partners.
- All:** Promenade.
- Head Couples:** Ladies Chain.
- Side Couples:** Ladies Chain.
- Ladies:** To the Right.
- All:** Promenade.

*Repeat.*

- Head Couples:** Four Hands Round to Left  
and Reverse.
- Side Couples:** Four Hands Round to Left  
and Reverse.
- Ladies:** To the Right.
- Promenade:** All.
- Head Couples:** Right Hands Across, Half  
Round and Reverse.

**Side Couples :** Right Hands Across, Half  
Round and Reverse.

**Ladies :** To the Right.

**All :** Promenade.

Chassez and Break Up.

*Repeat.*

### THE MARCH FIGURE.

#### CALL AS FOLLOWS :

**First Couple :** Promenade, Facing Out-  
wards.

**Rest of Couples :** Fall in Column.

**All :** Columns on Floor Fall in  
Line of March. Pause  
in Music.

**All :** Ladies to Right, Gentlemen  
to Left, Forward March,  
up Centre, in Couples.

**All :** Halt, Turn, Face Partners.

**All :** Four Steps Backward.

**Head Couples:** Forward Two, and Back.  
 Forward Again, and Swing.  
 Down the Middle, and  
 Take Bottom Places.

**All:** Forward and Back.

**Each Couple:** The Same in Succession.  
 Turn Partners, Couples in  
 Column.

---

**THE JIG FIGURE.**

---

**CALL AS FOLLOWS:**

**All:** Hands Round.

**Ladies:** To the Right, Four Times.

**All:** Hands Round.

**Gentlemen:** To the Right, Four Times.

**All:** Hands Round.

Chassez.

---

**ANOTHER JIG FIGURE.**

---

**CALL AS FOLLOWS:**

**All:** Hands All Round.

- First Couple:** To the Right and Balance.  
Four Hands Round.  
To the Left and Balance.  
Four Hands Round.
- Second Couple:** To the Right and Balance.  
Four Hands Round.  
To the Left and Balance.  
Four Hands Round.
- Third Couple:** To the Right and Balance.  
Four Hands Round.  
To the Left and Balance.  
Four Hands Round.
- Fourth Couple:** To the Right and Balance.  
Four Hands Round.  
To the Left and Balance.  
Four Hands Round.

---

**THE CHEAT FIGURE.**

---

**CALL AS FOLLOWS:**

- First Couple:** Balance to Third Couple.  
Balance to Second Couple.

Balance to Fourth Couple.

Balance to Partners.

This figure is repeated in turn by each of the other couples.

---

### THE GAVOTTE FIGURE.

---

#### CALL AS FOLLOWS :

**Head Couples:** Ladies' Chain.

**Sides—Four:** Forward and Back.

Forward and Exchange  
Partners.

**First Lady:** Forward and Back, Twice.

**First Gentleman:** The Same.

**First Couple:** Right Hands Across.

Left Hand Back Again.

Forward Two and Back.

Dos à Dos.

**All:** Forward and Back.

Turn Partners to Places.

The entire figure is danced four times.



## THE MINUET FIGURE.

---

CALL AS FOLLOWS :

- Head Couples :** Forward and Back.  
 Dos `a Dos.
- Sides—Four :** Forward and Back.  
 Forward and Exchange  
 Partners.
- All :** Ladies' Chain.
- Sides—Four :** Forward and Back.  
 Turn Partners to Places.

The figure is gone through with four times.

---

## THE LANCERS.

---

FIGURE ONE.

---

CALL AS FOLLOWS :

- Head Couples :** Forward and Back.  
 Forward and Turn Oppo-  
 site Partners.

Cross Over.

Back to Places.

Balance to Corners.

*Repeat.*

**Side Couples:** Forward and Back.

Forward and Turn Opposite  
Corners.

Cross Over.

Back to Places.

Balance to Corners.

*Repeat.*

## FIGURE TWO.

CALL AS FOLLOWS:

**Head Couples:** Forward and Back.

Forward and Leave Ladies  
in Centre.

Chassez to Right and Left.

Turn Partners to Places.

**Side Couples :** Divide, All Forward in  
Two Lines.

Forward Again and Turn  
Partners to Places.

*Repeat.*

**Side Couples :** Forward and Back.  
Forward and Leave Ladies  
in Centre.

Chassez to Right and Left.  
Turn Partners to Places.

**Head Couples :** Forward and Back.  
Forward and Leave Ladies  
in Centre.

Chassez to Right and Left.  
Turn Partners to Places.

*Repeat.*

---

**FIGURE THREE.**

---

**CALL AS FOLLOWS :**

**Head Couples :** Forward and Back.  
Forward and Salute.

**Ladies—All:** Cross Right Hands Half  
Round.

Left Hands Back Again.  
*Repeat.*

**Side Couples:** Forward and Back.  
Forward and Salute.

**Ladies—All:** Cross Right Hands Half  
Round.

Left Hands Back Again.  
*Repeat.*

---

#### FIGURE FOUR.

---

#### CALL AS FOLLOWS:

**Head Couples:** To the Right.  
To the Left.  
Turn Partners to Places.  
Right and Left.  
*Repeat.*

**Side Couples:** To the Right.  
To the Left.  
Turn Partners to Places.  
Right and Left.  
*Repeat.*

**FIGURE FIVE.**


---

 CALL AS FOLLOWS :

- All :** Right and Left All Round.
- First Couple :** Face Outward.
- All :** Chassez Across.
- First Couple :** Down the Centre and  
Back.
- All :** Forward and Back Again.
- First Couple :** Down the Centre and  
Back.
- All :** Forward Again.
- Turn Partners to Placés.

This is to be repeated four times, every couple taking its turn to face outward. The Figure winds up with

Right and Left All Round.

---

**THE CALEDONIANS.****FIGURE ONE.**


---

 CALL AS FOLLOWS :

- Head Couples :** Cross Right Hands Half  
Round.

Left Hands Back.

Balance to Partners and  
Turn.

Ladies' Chain.

Half Promenade.

Half Right and Left.

*Repeat.*

**Side Couples :** Cross Right Hands Half  
Round.

Left Hands Back.

Balance to Partners and  
Turn.

Ladies' Chain.

Half Promenade.

Half Right and Left.

*Repeat.*

---

## FIGURE TWO.

---

CALL AS FOLLOWS :

**Head Couples :** Forward and Back.

Forward Again and Salute.

**All Ladies :** Balance to the Right.

**All :** Promenade.

*Repeat.*

**Side Couples :** Forward and Back.

Forward Again and Salute.

**All Ladies :** Balance to the Right.

**All :** Promenade.

*Repeat.*

---

### FIGURE THREE.

---

#### CALL AS FOLLOWS :

**Head Couples :** Forward and Back.

Forward and Dos à Dos.

Cross Over, First Couple  
inside.

Back Again, Second Couple  
inside.

Balance to Corners.

**All :** Forward to Centre.

Forward and Turn Partners.

*Repeat.*

**Side Couples:** Forward and Back.  
 Forward and Dos à Dos.  
 Cross Over, First Couple  
 inside.  
 Back Again, Second Couple  
 inside.  
 Balance to Corners.

**All:** Forward to Centre.  
 Forward and Turn Partners.  
*Repeat.*

---

#### FIGURE FOUR.

---

CALL AS FOLLOWS :

**Head Couples:** Forward.  
 Forward and Turn Partners.

**Four Ladies:** To the Right.  
**Four Gentlemen:** To the Left.

**Four Ladies:** To the Right.  
**Four Gentlemen:** To the Left.

**All:** Promenade.  
*Repeat.*

**Side Couples:** Forward.  
 Forward and Turn Partners.



**Four Ladies :** To the Right.

**Four Gentlemen :** To the Left.

**Four Ladies :** To the Right.

**Four Gentlemen :** To the Left.

**All :** Promenade.

*Repeat.*

### FIGURE FIVE.

CALL AS FOLLOWS :

**First Couple :** Promenade, Round Inside.

**Four Ladies :** Forward and Back.

**Four Gentlemen :** Forward and Back.

**All :** Balance to Partners.

Turn Partners.

Right and Left Half Round.

Half Promenade to Places

and Turn Partners.

Chassez Across and Turn

, at Corners.

This Figure is danced four times. Each couple take turns in leading off the Promenade.

# THE IRISH QUADRILLE.

---

## FIGURE ONE.

---

CALL AS FOLLOWS :

- All:** Hands Round.  
 Balance to Corners.  
 Turn Partners.  
 Right and Left All Round.
- Ladies:** Cross Right Hands Half  
 Round.  
 Left Hands Back Again.
- All:** Balance to Partners.  
 Turn Partners.
- Ladies:** Grand Chain.
- All:** Promenade.

---

## FIGURE TWO.

---

CALL AS FOLLOWS :

- First Couple:** To Right.  
 Four Hands Round.

To Next Couple, Cross  
Right Hands Half Round.

Left Hands Back Again.

To Next Couple, Ladies'  
Chain.

In Centre, Six Hands  
Round to Places.

This Figure is repeated by each couple in turn.

---

**FIGURE THREE.**

---

CALL AS FOLLOWS :

**First Couple:** Forward and Back.  
Forward Again, Swing  
Right Hands in Centre;  
Separate; Gentleman to  
Left Side Couple, Lady  
to Right Side Couple.  
Forward Six and Back.  
Forward Again, Gentleman  
and Lady of First Couple  
Cross Over.

Six Hands Round.

Turn Partners to Places.

This Figure is danced by each couple in succession.

---

**FIGURE FOUR.**

---

CALL AS FOLLOWS:

**Head Couples:** To the Right, Salute.  
 Turn Partners to Places.  
 Half Right and Left.  
 Half Ladies' Chain.

**All:** Forward and Back.  
 Forward and Turn Partners  
 to Places.

*Repeat.*

**Side Couples:** To the Right, Salute.  
 Turn Partners to Places.  
 Half Right and Left.  
 Half Ladies' Chain.

**All:** Forward and Back.  
 Forward and Turn Partners  
 to Places.

*Repeat.*

**FIGURE FIVE.**


---

 CALL AS FOLLOWS :

**Ladies :** To the Right.

**All :** Promenade.

[Preceding are performed four times, and the original places resumed.]

**All :** Chassez.

Right and Left All Round.

**Ladies :** Grand Chain.

**All :** Promenade.

This is repeated, but with

Gentlemen to the Right.

---

**THE SURPRISE QUADRILLE.**


---

**FIGURE ONE.**


---

 CALL AS FOLLOWS :

**First Lady :** Balance to Right Hand  
Couple.

Three Hands Round.

**The Three :** Balance to Next Couple on  
Right.

Five Hands Round.

**The Five:** Balance to Next Couple on  
Right.

Seven Hands Round to  
Places.

**All:** Balance and Turn Partners.

Each lady takes her turn in leading off.

---

**FIGURE TWO.**

---

**CALL AS FOLLOWS:**

**Head Couples:** To the Right.

**All:** Chassez, and Form into  
Lines.

Half Right and Left in  
Line.

Half Right and Left Across.

Half Ladies' Chain in Line.

Half Ladies' Chain Across.

Forward and Back in Line.

Forward and Turn Partners  
to Places.

**SIDE COUPLES** then dance precisely the same.

### FIGURE THREE.

---

CALL AS FOLLOWS:

**All:** Right and Left All Round.  
Bow to Corners; Bow to  
Partners.

Right and Left All Round.  
Balance to Corners, Turn  
Partners.

**Head Couples:** Forward to Centre.

**Side Couples:** Separate and Chassez to  
Head Couples' Places.

Forward to Centre.

**Head Couples:** Separate and Resume Places.

SIDE COUPLES and HEAD COUPLES will repeat the last  
eight measures to their places.

### FIGURE FOUR.

---

CALL AS FOLLOWS:

**First Couple:** Balance to Right Hand  
Couple.

Four Hands Round.

Right and Left with Next  
Couple.

Ladies' Chain with Next  
Couple.

**All:** Balance and Turn Partners.

Other couples repeat this in turn.

---

**FIGURE FIVE.**

---

CALL AS FOLLOWS :

**First Couple:** Forward and Back.

Cross Over.

**Two Ladies:** Join Hands, Chassez Inside.

**Two Gentlemen:** Chassez Outside.

**Two Gentlemen:** Join Hands, Chassez Inside.

**Two Ladies:** Chassez Outside.

**All:** Balance and Turn Partners.

**Ladies:** To Centre and Back.

To Centre Again and Stop,

Gentlemen Join Hands

Around the Ladies.

Balance and Turn Partners

to Places.



Gentlemen: To Centre and Back.  
 To Centre Again and Stop.  
 Ladies: All Rush Quickly to Seats.

---

## PRINCE IMPERIAL QUADRILLE.

---

### FIGURE ONE.

---

#### CALL AS FOLLOWS:

**Head Couples:** To the Right and Salute.  
 Take Side Ladies and Go  
 Opposite.  
 Ladies' Grand Chain—Ladies  
 Alone.

**All:** Chassez to Right and Left.  
 Turn Partners, Head Cou-  
 ples at Opposite Places.

**Head Couples:** Repeat as They Stand.

**Side Couples:** The Whole Figure Once.

**FIGURE TWO.**

---

CALL AS FOLLOWS :

**First Gentleman and Second Lady:** Forward.

Turn Both Hands, and

Both Face First Lady.

Cross Over, and Turn with

Left Hands.

**Head Couples:** Forward and Back.

Half Ladies' Chain.

**All:** Chassez and Turn Corners;

Right Hands.

Turn Partners, Left Hands

to Places.

Each gentleman and opposite lady commence in turn.  
Figure is danced four times.

---

**FIGURE THREE.**

---

CALL AS FOLLOWS :

**First Couple:** Forward,

Gentleman Back to Place,

leaving Lady Facing Him

in Centre.

- Second Couple:** The Same.
- Third Couple:** The Same.
- Fourth Couple:** The Same.
- Four Ladies:** Join Hands, Back to Back,  
One Turn to Left.
- Four Gentlemen:** Complete the Ring and  
Salute.
- All:** Balance as They Are.  
Turn Partners to Places.

This is danced four times, each partner taking turns to lead off.

---

### FIGURE FOUR.

---

#### CALL AS FOLLOWS :

- Head Couples:** Forward and Back.
- First Lady and Second Gentleman:** To Sides.  
Forward Six and Back,  
twice.  
Forward Two and Back.  
Forward Two, Salute and  
Face Partners.

Four Hands Half Round,  
with Sides.

Half Right and Left to  
Places.

**Head Couples :** Repeat.

**Side Couples :** The Same, twice.

---

**FIGURE FIVE.**

---

**CALL AS FOLLOWS :**

**Four Ladies :** To the Right, Four Times.

**First Gentleman :** And Opposite Lady, For-  
ward and Back.

Forward and Swing to  
Face Partners.

**Head Couples :** Chassez to Right and Left.  
Turn Partners to Places.

**Head Couples :** Repeat the Whole Figure,  
with Second Gentleman  
and Opposite Lady.

**Side Couples :** The Same, twice.

# THE LADIES' OWN QUADRILLE.

---

## FIGURE ONE.

---

CALL AS FOLLOWS :

**Head Couples :** Right and Left.

Balance and Turn Partners.

Ladies' Chain.

Promenade.

**Side Couples :** The Same.

---

## FIGURE TWO:

---

CALL AS FOLLOWS :

**First Couple :** To the Right, Chassez  
Across—Bowling at Each  
Crossing.

Right and Left, with Same  
Couple.

Chassez, and Right and  
Left with Same Couple.

The Same with Next Cou-  
ple, and Turn to Places.

**Each couple dances as above in rotation.**

### FIGURE THREE.

---

CALL AS FOLLOWS :

**First Lady :**           Balance with Right Hand  
                                   Gentleman, and Turn any  
                                   Gentleman she Chooses.

                                  Balance with Next Gentle-  
                                   man, and Turn any Gen-  
                                   tleman she Chooses.

                                  Balance with the Other  
                                   Gentlemen in Turn, Swing-  
                                   ing Any One she Chooses.

The rest of the ladies do the same in rotation.

---

### FIGURE FOUR.

---

CALL AS FOLLOWS :

**First Lady :**           Turn Right Hand Gentle-  
                                   man, Right Hands.

                                  Turn Next Gentleman, Left  
                                   Hands.

Turn Her Partner, Left  
Hands.

**All:** Promenade.

The rest of the ladies do the same in rotation.

---

**FIGURE FIVE.**

---

CALL AS FOLLOWS:

**First Couple:** Promenade Round to Place,  
Facing Outwards, the  
Other Couples Forming in  
Column Behind Them.

**All:** Chassez Across and Back.  
Balance and Turn Partners.

**First Lady:** Balance to Partner, and  
Swing any Gentleman she  
Chooses.

Balance to the other Gen-  
tlemen in Order, but each  
Time Swinging Any One  
she Wishes.

**Second Lady:** The Same.

The rest of the ladies do the same in rotation.

**All:** Balance and Turn Partners  
to Places.  
Promenade.

---

## THE HARLEQUIN QUADRILLE.

---

### FIGURE ONE.

---

CALL AS FOLLOWS:

**Ladies:** Grand Chain.  
Cross Right Hands Half  
Round.  
Left Hands Back Again to  
Places.

**All:** Promenade.  
Swing Partners Right Hands  
Round in Places.  
Left Hands Back Again.

*Repeat.*



FIGURE TWO.

---

CALL AS FOLLOWS :

**Head Couples :** To the Right and Salute.  
Four Hands Round to  
Places.

**Head Ladies :** Forward and Back.  
Dos à Dos.

**Head Gentlemen :** Forward and Back.  
Dos à Dos.

**All :** Chassez Across and Turn  
Corners.  
Back Again and Turn  
Partners.

**Side Couples :** The Same.

---

FIGURE THREE.

---

CALL AS FOLLOWS :

**Head Couples :** Forward and Back.  
Forward and Stop.

Balance in Centre; Turn  
Partners.

Four Hands Round.

Turn Partners to Places.

**Head Ladies:** Forward and Back.

Forward and Stop.

**Head Gentlemen:** Forward and Back.

Forward and Stop.

**Head Couples:** Balance.

Four Hands Round to  
Places.

**Side Couples:** The Same.

---

**FIGURE FOUR.**

**CALL AS FOLLOWS:**

**All:** Balance at Corners and  
Turn.

**Ladies:** Right Hands Across All  
Round.

**Gentlemen:** Right Hands Across All  
Round.

**All :** Hands All Round ; Gentle-  
men Facing Outwards,  
Balance.

Turn Partners to Places.

This is repeated four times.

---

**FIGURE FIVE.**

---

CALL AS FOLLOWS :

**All :** Promenade.

**First Couple :** Face Round in Place, the  
other Couples Form in  
Column Behind Them.

Turn Partners in Column.

**All :** March, Ladies to the Left,  
Gentlemen to the Right,  
Down the Middle.

Up the Sides into Lines  
Again.

**Two Centre Couples :** Four Hands Round.

Turn Partners to Places.

Each couple takes its turn at heading the column—the figure being performed four times.

## \*CONTRA DANCES.

---

### THE SICILIAN CIRCLE.

---

CALL AS FOLLOWS :

**Two Couples :** Right and Left Across.  
 Return to Positions.  
 Balance and Turn Partners.  
 Ladies' Chain.  
 Forward and Back.  
 Forward and Through to  
 the Next Set.

---

### THE SPANISH DANCE.

---

CALL AS FOLLOWS

**Two Couples :** Forward Four.  
 Change Partners.

---

\*This is generally but erroneously called "Country" dances.

Forward Four.

Change Partners.

*Repeat.*

Cross Right Hands.

Cross Left Hands.

**All:** Waltz.

\* \* \* These movements are performed by the new set, and go on until the music ceases.

---

## POP GOES THE WEASEL.

---

CALL AS FOLLOWS:

**Head Couple:** Down the Middle and  
Back.

Down Outside and Back.

Right Hands Across with  
Second Lady.

Three Left Hands Across,  
Second Lady Under.

**Head Couples:** Right Hands Across with  
Second Gentleman.

Three Left Hands Across,  
Second Gentleman Under.

## CONTRA DANCES.

In the Contra Dances the partners of each couple stand opposite to and face one another, forming two parallel lines.

---

### THE VIRGINIA REEL.

Form in sets of six couples.

#### DIRECTIONS FOR CALLING.

- First Gentleman: And Last Lady, Forward and back.  
 First Lady: And Last Gentleman, the same.  
 First Gentleman: And Last Lady, Swing Right Hands.  
 First Lady: And Last Gentleman, the same.  
 First Gentleman: And Last Lady, Swing Left Hands.  
 First Lady: And Last Gentleman, the same.  
 First Gentleman: And Last Lady, Swing Both Hands.  
 First Lady: And Last Gentleman, the same.  
 First Gentleman: And Last Lady, Dos à Dos.  
 First Lady: And Last Gentleman, the same.  
 First Couple: Turn Right Hands.  
 Separate and Turn Second Couple, Left Hands.  
 Turn Right Hands.  
 Separate and Turn Third Couple, Left Hands.  
 And so on to the bottom.  
 Join hands and back to places at top.  
 All: Gentlemen to Left, Ladies to Right, March  
 Down Outside, and Up the Middle.  
 Head Couple: Down the Middle to Bottom.

**GET THE BEST! GET THE BEST!**

---

**NAPOLEON'S  
COMPLETE DREAM BOOK.**

CONTAINING FULL, PLAIN, AND ACCURATE EXPLANATIONS OF  
**FORTUNE-TELLING BY DREAMS, VISIONS, ETC.**

The only True and Reliable Treatise (consulted by the Great Corsican) upon that most useful and marvellous Art. Compiled from Original Sources. Together with an Anecdotal Account of Remarkable Visions and Apparitions, and a General Dictionary of the Signification of Dreams and Reveries. Arranged and explained in the most familiar and intelligible manner for the instruction of ordinary readers.

By **MADAME CAMILLE LE NORMAND,**  
*The Modern Sibyl, and authoress of "Fortune-Telling by Cards," etc.*

TO WHICH IS ADDED THE PERFECT EDITION OF

**BONAPARTE'S ORACULUM;**  
OR,  
**THE BOOK OF FATE.**

---

**C O N T E N T S .**

**PART I.**—Preliminary Notice—Second Sight ; or, the Correct Interpretation of Dreams—Remarkable Dreams, Visions, Oracles, etc.—General Explanation of Dreams, Visions, etc.

**PART II.**—Truthful Explanation of Dreams, Visions, Omens, and Forewarnings, placed in alphabetical order, and interpreted in accordance with the teachings of the wisest authorities, together with designation of numbers fortunate for human happiness, bearing relation to dreams and visions beneath ever possible aspect.

**PART III.**—Somnambulism, Second Sight, Visions.—Authenticated Instances of wonders while in sleep, and of Prevoyance.—A Clairvoyant Dream—Swedenborg's Waking Vision—Seeing with the Eyes Closed—Natural Second Sight—Zschokke's "Inward Sight"—Prevoyant Vision of John Knox—The Ropemaker of Nuremberg—Dr. Petetin's Patient—The Estatica of Bologna—Alexis the Seer—The Sexton at Rudbaxton—A Protective Apparition—A Pastor's Vision—Buckingham's Murder.


**PART IV.**—Bonaparte's Oraculum ; or, Book of Fate—including General Rules to be observed, Questions, Key to the Oraculum, and the Oraculum proper.

---

This book contains **over 300 pages**, bound in boards, with a splendid illuminated cover ..... **Price 50 Cents.**

A handsome and durable edition of this work, bound in cloth, elegantly lettered in gilt..... **Price 75 Cents.**

---

 Copies of the above Book sent to any address in the United States or Canada, free of postage, on receipt of retail price. Send Cash Orders to

**R. M. DE WITT, 33 Rose St., New York.**  
(Between Duane and Frankfort Streets)

# A BOOK

That Every One Ought to Read,  
AND MANY TO STUDY.

---

## The ART of COURTSHIP.

SHOWING

HOW TO BE HAPPY,

AND

WHEN TO BE MARRIED.

---

**Price 25 Cents.**

---

This book gives full and accurate information upon everything connected with love-making. All about engagements—making, breaking and fulfilling them; all about weddings; and all about laws and usages relating in any way to the forms of marriage.

---

Every one who goes to Balls and Hops  
**NEEDS THIS BOOK.**

---

DE WITT'S

## "Ball-Room" Call Book.

---

**Price 25 Cents.**

---

Containing directions for correctly "calling" all the QUADRILLE FIGURES, (LANCERS), etc (new and old), as danced in Ball-Rooms and Private Parties throughout the United States and Canada.

---

*Copies of the above books sent to any address, postage paid, on receipt of price. Address*

**CLINTON T. DE WITT, Publisher,**

**No. 33 Rose Street, New York.**



**LADY'S AND GENTLEMAN'S  
BOOK OF TOILETTE AND ETIQUETTE,**

**Being a Complete Guide to the Rules and  
Usages, the Manners and Customs of  
Fashionable Society,**

**BY PROF. DeCOURTNEY.**

This is exactly the kind of book needed now. No one is excusable who displays anything like coarseness, rudeness, or even awkwardness. The slightest lack of decorum is now-a-days instantly noticed. People travel so much, that the city-bred return from the country, having learned many a lesson in old-fashioned courtesy, while the country-born leave the city after a visit thoroughly versed in all the little arts of elegance and politeness that throw such a grace over social intercourse. Price 10 cents.

---

**GAY LIFE IN NEW YORK;**

OR,

**FAST MEN AND GRASS WIDOWS.**

**BY AN OLD TRAVELLER.**

Here we have the Empire City as it is—not as it ought to be. New York is the greatest Cosmopolitan City on the Earth's surface. Something of every city is to be seen here. The most advanced Communist touches elbows with the proudest scions of the most artistic families of the Old World. Vices such as sapped the might of Babylon and Rome, and are sapping the manhood of Vienna, of Paris, of London, are necessarily described in a book like this. Fortunately, New York has a glorious offset to all this. Her deeds of charity are extensive enough to cover with an ample mantle all of her misdoings. No one really knows New York till he has read "Gay Life." Price 25 cents

---

**FIFTEEN MINUTES AROUND NEW YORK.**

More deeds of brightness, more deeds of darkness, are crowded into these "Fifteen Minutes" than into a century's history of many an old respectable city, where Time is measured by the steady, slow beating of Grandfather's Clock. Gotham is not yet a Paradise, and before the amaranthine flowers of virtue can be made to bloom here, the black soil must be turned up to the sunlight. This book performs that office. Light is let in upon the riotous living, the heartless profligacy, and the reckless extravagance that fools call pleasure. Price 25 cents.

---

*Any of the above books sent postage free, on receipt of price. Address*

**CLINTON T. DE WITT, Publisher,**

**33 Rose Street, New York.**

GUS WILLIAMS'

# WORLD OF HUMOR.

CONTAINING LOTS OF

The Happiest Hits,  
The Dutchiest Drolleries,  
The Most Rollicking Repartees,  
The Gassiest Gags,  
And the greatest Avalanche of Anecdotes that has ever Lassoed  
Laughs!!

BY OUR GERMAN SENATOR,

Who, for this occasion, leaves the nation to find food for a  
WHOLE CONTINENT OF FUN LOVING CONSTITUTEENTS.

Price 25 Cents.

---

PAT ROONEY'S

# QUAINT CONUNDRUMS

AND

## FUNNY GAGS.

Interlarded with Rollicking Stories—Irish Wit and Humor—  
Chinese Sketches—Sheeney Soft Sawder, etc., etc.

Bound to tickle the ribs of the lean, and make them grow fat  
at the fun; while the over-stout will laugh off all  
their superfluous fat, reading Rooney's  
jokes, always so Pat.

This is a very neatly printed book, and has a fine Lithograph  
Picture of Pat Rooney on the cover. **Price 25 Cents.**

---

*Single copies of either the above books sent to any address post-  
paid, on receipt of retail price.*

**CLINTON T. DE WITT, Publisher.**

**33 Rose Street, New York.**

Every Professional Burnt Cork Man ;

Every Amateur Dabbler in Darkey Dolngs ;

Everybody that Likes Genuine Fun ;

WILL HAVE TO GET A COPY OF

**“BONES,”**

**HIS GAGS AND STUMP SPEECHES ;**

**NIGGER AND DUTCH STORIES AND DIALOGUES ;**

**“BROKEN CHINEE” DIALECT PIECES ;**

AND

**QUEER CONUNDRUMS.**


---

**Price 15 Cents.**

---

This book is away ahead of any work of its kind, and is an absolute necessity for any one who wants to know all the best hits of the Ethiopian stage. All the best old things are retained—plentifully spiced with every new joke, gag, speech, and conundrum worth anything.

---

 Copies of above book sent to any address, postpaid, on receipt of retail price.

**CLINTON T. DE WITT, Publisher,**

**No. 33 Rose Street, New York.**

THE HOME CIRCLE DELIGHTED.

# THE BLACK ART ;

OR,

## MAGIC MADE EASY.

Containing a very full and complete description and plain explanation of all kinds of Sleight-of-Hand Tricks and Conjuring by Cards and Coins—together with wonderful experiments in Magnetism, Chemistry, Electricity and Fire-works—so simplified as to be adapted for amusement in the Home Circle. Price 10 Cents.

**CONTENTS.**—**TRICKS WITH CARDS:** Fully explaining and detailing sixty-eight different most wonderful tricks and extraordinary processes. **EXPERIMENTS BY CHEMISTRY, ETC.:** Fire from water—A ghastly appearance—Fine and wine bottle—The fiery flash—To boil a liquid without fire—To procure hydrogen gas—To copy writing with a flat-iron—To make fringe appear on a flame—To produce instantaneous combustion—Light upon ice—To make paper fire-proof—To melt lead in paper—To melt steel as easily as lead—A light that burns for a year—Flame extinguished by gas—Tobacco-pipe cannon—Detonating gas bombs—To wash the hands in molten lead—To make an artificial earthquake—To produce fire from cane—To soften iron and steel—To fill with smoke two apparently empty bottles—To make luminous writing in the dark—To make red fire—To make green fire—To make wine float on water—To make colored water. **TRICKS WITH COINS,** etc, etc.

---

---


INSTRUCTION AND AMUSEMENT COMBINED.

THE MOST COMPLETE WORK OF ITS KIND EXTANT.

---

# MACCABE'S ART OF VENTRILOQUISM AND VOCAL ILLUSIONS,

With full directions to learners how to acquire a Pleasing Vocalization; showing how to Begin and Practice Marvellous Illustrations of Ventriloquism; with Amusing Dialogues for Beginners, including the "Repertoire" of The English Railway Porter, as performed by FREDERIC MACCABE, in his celebrated Mimical, Musical and Ventriloquial Entertainment, "BEGONE, DULL CARE." PRICE 10 CENTS.

 Copies of the above Books sent to any address in the world, postage free, on receipt of price. Send Cash Orders to

R. M. DE WITT, Publisher, 83 Rose st., N. Y.

(between Duane and Frankfort sts.)

**GET THE BEST! GET THE BEST!**

# **FORTUNE-TELLING BY CARDS; OR, CARTOMANCY MADE EASY.**

**Being a Pictorial and Practical Explanation of the Marvellous Art of Prophetic Fortune-Telling, whereby, through simple use of ordinary playing cards, any person of common intelligence, can glean, Full, Perfect and Exact Knowledge of the Past, the Present, and the Future. As well as of every Secret in a Person's Life or Thoughts. The whole Clearly and Fully set forth, so that every one can read their own Fortune and that of others. To which is added a Treatise upon Chiromancy; or, the Art of Divination through Reading the Human Hand, and a full Description of the Sacred Book of Thot, the Egyptian Oracle of Destiny.**

**BY MADAME CAMILLE LE NORMAND.**

THE MODERN SYBIL.

**Illustrated by 1750 Engravings.**

**If you buy a "Fortune-Teller" at all, buy the above. For the following reasons: IT TEACHES YOU TRULY**

### **All about**

- “A certain Blonde Female,”
- Agreeable Intelligence,
- a Dark Complexioned Woman,
- a Widow Seeking to Marry again,
- a certain East Female, and her designs,
- a certain Improper Intrigue,
- a certain Present of Jewelry,
- a Strange Lady that you are to see,
- a Declaration of Love from a Rich Suitor,
- Disappointments, both in Love or Money Matters,
- discord in the Family Circle,
- Good and Bad News,
- Journeys by Land or Water,
- Marriage,
- Men of Tact and Cunning,
- Malignant Females,
- Money to be Received,
- Marriages to be broken off, or Offers refused,
- the Separation between you and a Widow,

### **All about**

- the result of your Loving “not Wisely, but too Well,”
- the Robbery of your Plate and Jewels,
- the results of that Divorce Suit,
- that splendid Set of Furs that you hope for,
- the sex of the expected “Little Treasure,”
- the Lady that rode in the cars with you,
- the Strange Gentleman that was so attentive to you at the ball,
- the Size of your Expected Family,
- the Money you expect to be left to you,
- whether your hopes will be Fulfilled,
- your Title to that Estate,
- your joys, sorrows, anticipations, regrets, gains, losses. In short, from this book you can learn everything that can be truly taught by any person or book in the world, as to your future fortune.

**This book contains over 200 pages, bound in boards, with a splendid illuminated cover. Price..... 50 Cents.**

**A handsome and durable edition of this work, bound in cloth, elegantly lettered in gilt. Price..... 75 Cents.**

**Copies of the above Book sent to any address in the United States or Canada, postage free, on receipt of price. Address.**

**R. M. DE WITT, Publisher,**

**No. 33 ROSE STREET, N. Y.**

*(Between Duane and Frankfort Streets.)*

**GET THE BEST!**

**GET THE BEST!!**

*JUST SUCH A BOOK AS*

**WEBSTER'S**

# **PRACTICAL LETTER-WRITER**

**HAS LONG BEEN NEEDED,**

As most works of the kind were either too verbose, or too trite, tame and inelegant. This book hits the happy medium of just suiting the present time, and it furnishes examples of every style worthy of imitation, or of being copied. It is fast superseding all the antiquated Letter-Writers that have long outlived their usefulness. So great is the sale of this excellent book that it may truly be said that since its publication,

"These write now who never wrote before,  
And those who always wrote, now write the more."

## **Webster's Practical Letter-Writer**

**CONTAINS**


General Directions for Writing; also, Model Letters—Family Letters, Children's Letters, Letters of Friendship, Letters of Sympathy, Love Letters, Soldier's Letters, Letters of Distinguished Men, Letters of Distinguished Women, Letters of Distinguished Authors, Business Letters, Letters of Introduction, Miscellaneous Letters, and Model Notes of Invitation. Together with Bible Quotations, Choice Prose Sentiments, Select Poetical Quotations; also a Copious Dictionary of Synonyms, all the Latin, French, Spanish, and Italian Words and Phrases usually met with; a full List of Abbreviations, Mottoes of the States, and a Model of Printer's Proof Corrections.

\*.\* This book contains 200 pages, bound in boards, with splendid illuminated cover, making the most complete, most perfect, most elaborate, most useful, most entertaining, and yet simple Letter-Writer ever produced. It unites all the good qualities of all the others, with many additional features peculiar to itself.

**Price 50 Cents.**

A very handsome and durable edition, bound in cloth, elegantly lettered in gilt.

**Price 75 Cents.**

 Copies of the above sent, postage free, on receipt of price. Address

**R. M. DE WITT, PUBLISHER,**

**33 Rose Street, N. Y.**

GET THE BEST! GET THE BEST!!

WEBSTER'S  
**BUSINESS MAN;**  
OR,  
Counting-House Correspondent.

Containing Plain, Practical Directions for Carrying  
on every Kind of Commercial and  
Banking Business.

Including Mercantile Letters on very Conceivable Subject, Laws and Usages of Banking and Brokerage, Forms and Official Papers of Shipping, Insurance, etc., etc. Also containing an Extensive and very Useful Glossary of Words and Phrases used in Commercial and Banking Circles. Together with a very Full Exposition of the Specie and Paper Currency of the Whole World, and their Intrinsic and Nominal Value.

BY THE AUTHOR OF

"WEBSTER'S CHAIRMAN'S MANUAL," "WEBSTER'S RECITER," "WEBSTER'S PRACTICAL LETTER-WRITER," ETC., ETC.

**WEBSTER'S BUSINESS MAN** treats upon every topic incidental to the experience of a business man. While its main design is to instruct the reader in the details of commercial correspondence, the subject matter of these specimen letters embrace all points of interest to the general trader.

Prominence has been given to banking, and the relationship between bankers and their dealers, inasmuch as hundreds of thousands of persons maintaining accounts of deposit and discount, are in ignorance of the duties of bankers and of the rights and privileges of the dealer.

To the body of the work has been appended:—

1. A Glossary of the Technicalities of Commerce, or terms employed by mercantile men at home and abroad, as a peculiar and distinctive language not familiar to the general reader.

2. A table of moneys in which mercantile accounts are kept in various foreign countries, information all important to dealers in imported merchandise; and

3. Several forms of important documents not to be found in a majority of works upon book-keeping.

This work has been submitted to the perusal of several of our most eminent bankers and traders, and has invariably met with their approval.

This Book contains over 200 pages, bound in boards, with a splendid illuminated cover. **Price 50 Cents.**

A handsome and durable edition of this work, bound in cloth, elegantly lettered in gilt. **Price 75 Cents.**

*50* Copies of the above Book sent to any address, post-paid, on receipt of retail price.

**ROBERT M. DE WITT, Publisher,**

33 Rose Street, (Between Duane and Frankfort Sts., N. Y.)

**GET THE BEST! GET THE BEST!**

In this free country, where every man that does his duty as a citizen may be at any moment called upon to preside over, or assist in the deliberations and debates of Public Meetings, it behooves all to be thoroughly "posted" as to the ways and means of properly conducting such assemblages. This book will be found to contain a succinct and practical digest of the many volumes devoted to this important matter; it is the *honey* extracted from the hoarded stores of the most eminent writers. A careful study of its thoroughly prepared pages will find either Chairman or Speaker "armed at all points" that can possibly arise.

**WEBSTER'S  
CHAIRMAN'S MANUAL  
AND SPEAKER'S GUIDE.**

Showing plainly and clearly How to Preside Over and Conduct Every Kind of Public Meeting. With full Expositions of the Manner of Procedure in the American Congress, the British Parliament, the Legislature of New York, the Grand Lodge of F. and A. Masons, etc.

**TO WHICH IS ADDED**


Numerous Precedents from the best authorities. Also, the Full Text of the Constitution of the United States, with all its Various Amendments.

*By the Author of "Webster's Practical Letter Writer," "Webster's Reclter," etc.*

**ABSTRACT OF CONTENTS :**

Preface—What is Public Business?—Rules of Order—Motions, how made—Chairman—his requisites; necessity of his impartiality; dignity requisite—The Meeting—Points of Order—Debate—Speakers—Arranging for a Meeting—The "Call"—A New Club—Alma Mater—Boys in Blue—Committee of Arrangements—Caucus and caucusing—Conventions—Town Meetings—Ward Meetings—Committees—Resolutions and Motions—Amendments—Rules—Divisions—Yeas and Nays—A Quorum—Speaking—Points of Order and Appeals—Debate—Questions—Privileged Questions—Committee of the Whole—Call of the House—Adjournment—By-Laws of Citizens' Central Committee—Forms and Formulas—Farmers' Club—Insurance Club—Social Club—British Parliament—Congress of United States—Business Rules of U. S. Senate—Business Rules of U. S. House of Representatives—Joint Business Rules of the two Houses—Rules of the Senate of New York Relating to Order—Rules and Order of the New York Assembly—Joint Rules of the Senate and Assembly—Routine of a Business Meeting—Masonic Rules of Order—Parliamentary Authorities—Parliamentary Summary—Constitution of the United States with all the Amendments.

This Book contains over 200 Pages, bound in boards, with a splendid Illuminated Cover.....Price 50 Cents.  
A Handsome and Durable Edition of this Work, bound in cloth, elegantly lettered in gilt.....Price 75 Cents.

 Copies of the above Book sent to any address in the United States or Canadas, post paid, on receipt of retail price.

Send Cash orders to

**R. M. DE WITT, Publisher, 33 Rose Street,**

*(Between Duane and Frankfort Streets.)*



# GET THE BEST! GET THE BEST!

PRICE, TEN CENTS EACH!

## DE WITT'S "SCHOOL" SPEAKERS

*Neither talent, labor nor money have been spared in producing this series of books for youths. The result is that they excel all others both in quality and quantity of superior reading, while none others approach them in neat printing and general appearance. Nothing would warrant such an outlay but the enormous number sold, the price being only Ten Cents for each book.*

### No. 1. DE WITT'S "PRIMARY" SCHOOL SPEAKER.

This book is made up entirely of short pieces. Each article is exactly fitted, both in ideas, sentiment and words, to interest, instruct and amuse the youngest reader and speaker. Every piece has been carefully garnered and winnowed from the best harvests of the best writers for youthful minds.

### No. 2. DE WITT'S "PUBLIC" SCHOOL SPEAKER.

This work will be found well calculated for a grade of speakers a little more advanced than the "Primary." Many of the articles have been purposely written for these pages by authors of approved ability; others carefully culled from the books of leading writers in either hemisphere. Care has been taken that every doubtful phrase and sentiment, however brilliant, should be eliminated from every line of this series.

### No. 3. DE WITT'S "EXHIBITION" SCHOOL SPEAKER.

This work is for a grade of pupils still higher in intellect and learning than No. 2. The ideas and language are both more advanced, the selections being made with the intention of rendering the work just the thing to place in the hands of pupils desiring to recite in halls of Academies and other places of education. It has been successfully aimed in this book to instil worthy sentiments while aiding in the cultivation of the forensic powers.

### No. 4. DE WITT'S "PATRIOTIC" SCHOOL SPEAKER.

The finest, most poetical, most ardent apostrophes to Home, Liberty, Union, Independence, will be found in this book. While specimens are given of the patriotic epics of other lands, our selections are mainly taken from the lyrics of our own great poets—poets who have poured out their burning phrases like molten lava streams, filling every American youth's heart with the idea

*"That the rude whirlwind and the torrent's roar  
But bind him to his native hills the more."*

### No. 5. DE WITT'S "DRAMATIC" SCHOOL SPEAKER.

This book furnishes a much needed collection of the most justly popular pieces in the language—pieces as remarkable for the purity of the sentiment as the chaste eloquence of the phrases. They are all characterized by strength, eloquence, and, in many instances, by grandeur of expression. All of the articles are eminently fitted for oratorical practice and display in Private as well as Public Schools, Academies and other institutions of education.

### No. 6. DE WITT'S "COMIC" SCHOOL SPEAKER.

This most amusing book includes in its pages a great number of the best humorous pieces in the language. They are of all shades of fun, from the most delicate playfulness to the most broadly farcical, but all full of the very spirit of harmless jollity. While some of the pieces are those old standard recitations that never tire or stale by repetition, many others are full of the new and fresh, and original humor of the times.

••• Single copies sent, on receipt of price, postage free. Address,

Clinton T. De Witt, Publisher, 33 Rose St., N. Y.

(Ret. Duane and Frankfort Sts.)

## FREE! FREE!! FREE!!!

••• An immense Descriptive Catalogue of the best Novels, the best Song Books, the best Music and the best Plays, unequalled and unattainable elsewhere, mailed free upon application to

C. T. DE WITT, Publisher, 33 Rose Street, New York.

**GET THE BEST!! GET THE BEST!!!**

## DE WITT'S "SCHOOL" DIALOGUES.

Price 10 Cents Each.

**No. 1. DE WITT'S "PRIMARY" SCHOOL DIALOGUES.**

A collection of pieces designed for the use of the smallest children. There are *Eighty-six* Dialogues in this book, many of them being purposely short in order to be suitable to the capacity of the Little Folks for whom they are especially designed.

**No. 2. DE WITT'S "PUBLIC" SCHOOL DIALOGUES.**

Containing a selection of the newest and choicest Dialogues for use in Public Schools, Home Tuition, etc. There are *Forty* Dialogues in this book, being somewhat more advanced in thought and language, to suit the more expanded minds of the learners.

**No. 3. DE WITT'S "EXHIBITION" SCHOOL DIALOGUES.**

A selection of Dialogues adapted for School Commencements, Parlor Entertainments, and other meetings of literary character. There are *Nineteen* Dialogues in this book—all of them calculated to display to advantage the different abilities and acquirements of the speakers.

**No. 4. DE WITT'S "PATRIOTIC" SCHOOL DIALOGUES.**

Containing a collection of the best Patriotic Dialogues for Schools, Academies and Social Gatherings. There are *Nineteen* Dialogues in this book.

**No. 5. DE WITT'S "DRAMATIC" SCHOOL DIALOGUES.**

A very extensive compilation, including many of the very best Dramatic Dialogues. There are *Twenty-five* Dialogues in this book, each one noted for some peculiar excellence of strength or beauty.

**No. 6. DE WITT'S "COMIC" SCHOOL DIALOGUES.**

A careful collection of Witty, Humorous and Burlesque Pieces for two or more characters. There are *Thirteen* remarkably entertaining Dialogues in this book, all strongly tinged with different shades of mirthfulness.

## DE WITT'S ELOCUTIONARY SERIES.

Price 15 Cents Each.

**No. 1. THE ACADEMIC SPEAKER.** Containing striking

Dramatic Dialogues and other effective scenes: selected with care.

**No. 2. THE DRAMATIC SPEAKER.** Composed of care-

fully chosen Monologues, Dialogues, and other capital pieces.

**No. 3. THE HISTRIONIC SPEAKER.** Being a compila-

tion of amusing Dramatic Scenes: light, gay, sparkling.

**No. 4. THE THESPIAN SPEAKER.** Being the best

scenes from the best plays.

### ERRORS IN SPEAKING AND WRITING CORRECTED.

With Familiar Synonyms and Words of Similar Sound Distinguished. Price 10 Cents.

\*.\* Any books on this page sent on receipt of price, postage free. Address

**CLINTON T. DE WITT, Publisher,**

**33 Rose Street, New York.**

LRB JUL '22

FREE! FREE!! FREE!!!

AN IMMENSE  
DESCRIPTIVE CATALOGUE

Of Song Books, Novels, Music, Acting Plays, Negro Farces, Letter Writers, Fortune Tellers, Reciters, Speakers, Cook Books, Dialogues, Joke Books, Medical Works, Books of Magic, Playing Cards, Ready Reckoners, and other books upon every subject interesting, instructive, and amusing. Unequaled and unattainable elsewhere. Sent free, and postage paid. Address

**CLINTON T. DE WITT, Publisher.**

**Boxing Without a Master;** or, Scientific Art and Practice of Attack and Self-Defence. All explained in the plainest way. **Price 15 Cents.**

**Clog Dancing Made Easy.** The Elements and Practice of that Art arranged, simplified, and corrected, with Examples and Music. By Henry Tucker. **Price 15 Cents.**

**The Whole Art of Courtship.** Showing How to be Happy, and When to be Married. Tells all about Winning and Wedding. **Price 25 Cents.**

**De Witt's "Ball-Room" Call Book.** Containing Directions for "Calling" all the Quadrille Figures (new and old), as Danced in Ball Rooms and Private Parlors throughout the United States and Canada. **Price 25 Cents.**

**100 Valuable Receipts for the Young Lady of the Period.** Including the world-famous directions of How to Become Beautiful Foreyer. By Lady Blessington. **Price 15 Cents.**

DE WITT'S "GOOD BOOKS" SERIES.

Price 10 Cents Each.

This list of interesting, instructive works includes every subject worth reading about. There is nothing more thrilling to be found in the wildest pages of romance; parents can safely place all these books in their children's hands, for they relate **Facts**, not **Fancies**. Reading such books as the following, will wean youthful readers from pernicious literature, and improve both their understanding and their taste

DE WITT'S "GOOD BOOKS" SERIES is printed from new and elegant faced type, on very fine strong paper, in the neatest style.

**Scouts of the West; or, The Rifle and the Tomahawk.**

**Bits of Humor; or, Drolleries of Human Nature.**

**Book of Crimes; and Punishment.**

**Wigwam and Cabin; or, Perils of the Early Pioneers.**

**Yankee Stories; Illustrating Adventures of the Down Easters.**

**Idle Hours with the Humorists.**

**Sports and Pastimes of Various Nations.**

**Stories of the Whale; or, Perils of the Whale Fishery.**

**Scalping Knife; or, The Log Cabin in Flames.**

**History of the Horse; and Thrilling Feats of Horsemanship.**

**Book of Shipwrecks; and Adventures on the Ocean.**

**Yankee Drolleries; or, Sketches of Down Easters.**

**Thrilling Stories About Snakes and Snake Charmers.**

**Hunting the Elephant; or, Adventures in South Africa.**

**Hunting in South Africa; or, Perils of a Forest Life.**

Any of the above books sent, postage paid, on receipt of price. Address

**CLINTON T. DE WITT, Publisher,**  
No. 33 Rose Street, New York.